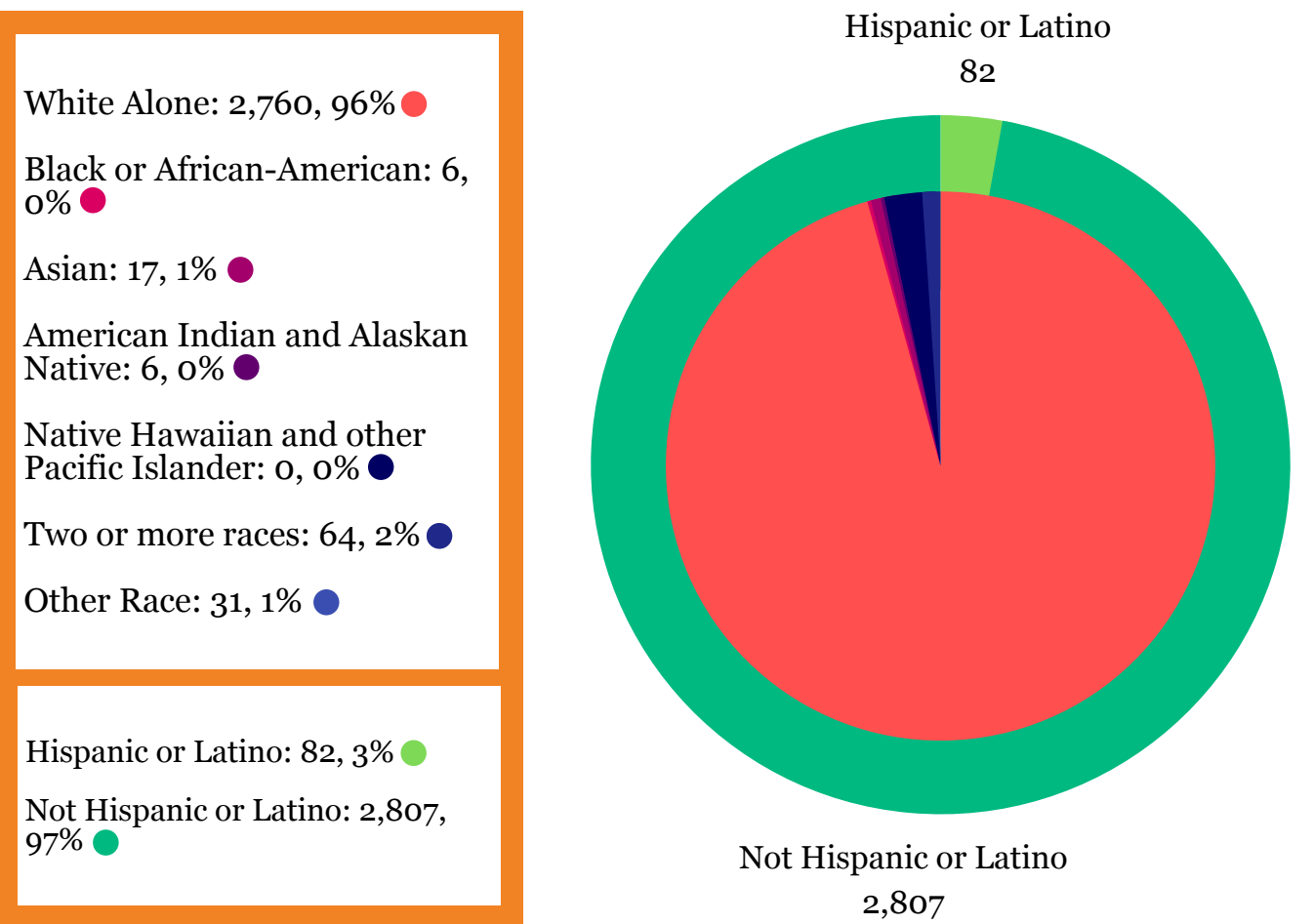


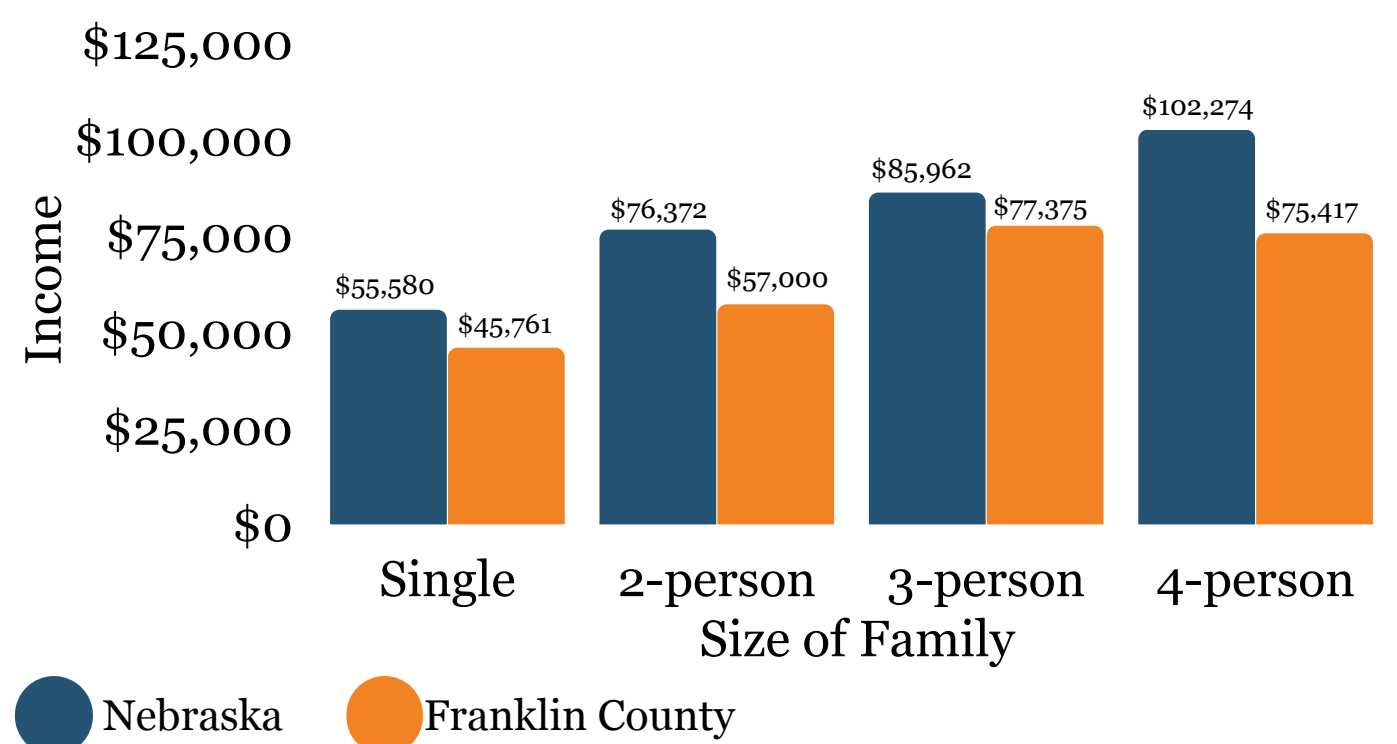
Background

| | Franklin County | Nebraska |
|---|---------------------|-------------------------|
| Total Area | 576 mi ² | 772,358 mi ² |
| Population | 2,940 | 1,961,504 |
| Median Age | 51 Years | 37 Years |
| Average Household Size | 2.11 | 2.45 |
| Average Family Size | 3.12 | 3.06 |
| Life Expectancy (at birth) | 81 Years | 79 Years |
| High School Completion | 93% | 92% |
| College Graduation (2 year, 4 year) | 69% | 72% |
| Unemployment | 3.5% | 4.2% |
| Children in Poverty | 17% | 10% |
| Children in Single Parent Household | 25% | 21% |
| Adult Smoking | 19% | 15% |
| Adult Obesity | 38% | 34% |
| Physical Inactivity | 31% | 27% |
| DUI Mortality (per 100,000 fatal motor accidents) | 0% | 33% |
| STI Rate | 235/100,000 | 480/100,000 |
| Leading Cause of Mortality | Heart Disease | Malignant Neoplasms |
| Heart Disease Mortality | 689/100,000 | 144/100,000 |

Population of Franklin County, by Race/Ethnicity



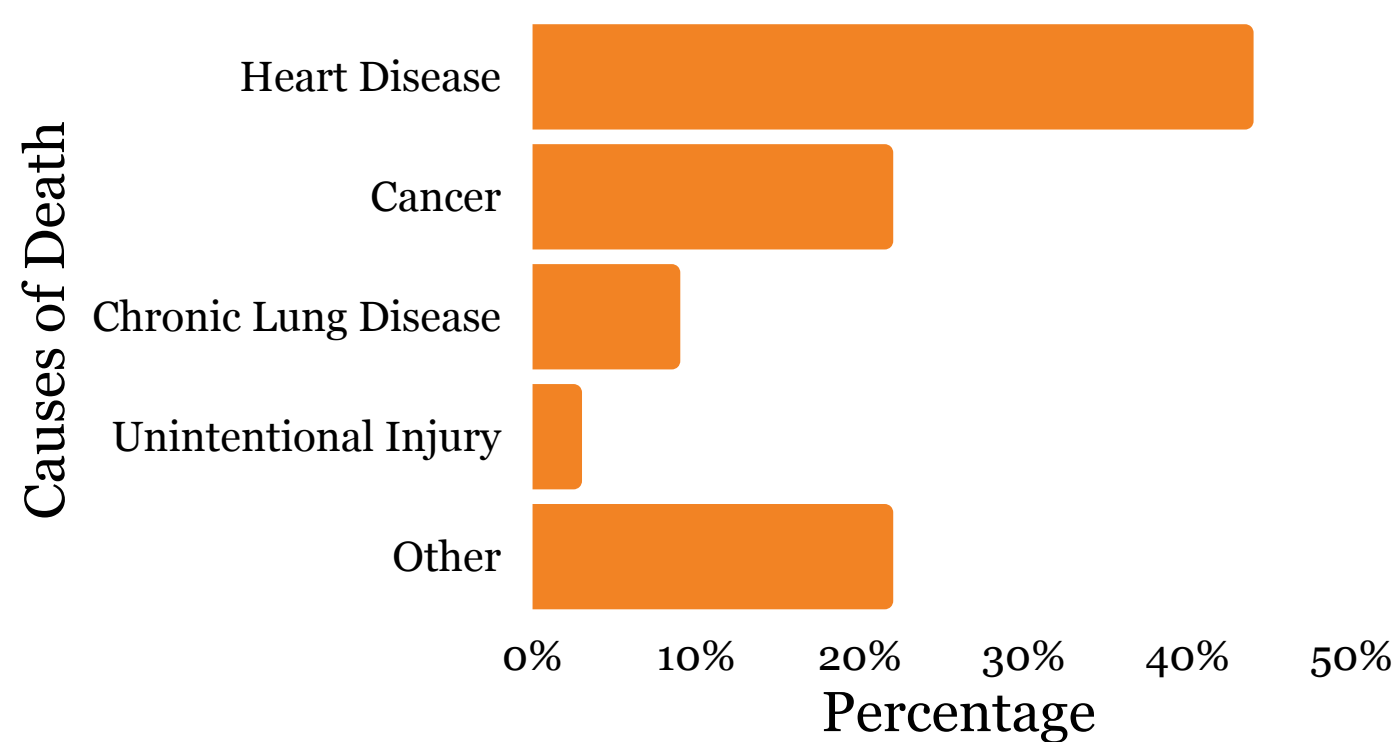
Median Income, per Family Size



Annual Weighted Poverty Threshold for Nebraska

| Size of Household | 1 | 2 | 4 | 6 |
|-------------------|----------|----------|----------|----------|
| Annual Income | \$13,788 | \$17,529 | \$27,740 | \$37,161 |

Top Five Causes of Death in Franklin County



County Information

Franklin County has the 4th highest median age in Nebraska, at 50.6 years. Between 1910 and 2010, Franklin county's population shrunk from 10,000 to 2,000 residents. Currently, the individual median income is the 13th lowest statewide, over 16% of the County is below the poverty level. Bordered by Kansas to the south, Franklin County is divided by the Republic River into a more fertile upper 2/3rd and a drier lower 1/3rd. The 3 largest cities care Franklin (County seat), Hildreth and Campbell.

Resources

1. U.S. Census Bureau. (2020). [Race \[P2\]](#). DEC Redistricting Data.
 2. U.S. Census Bureau. (2020). [Age and Sex \[S0101\]](#). ACS 5-Year Estimates.
 3. U.S. Census Bureau. (2019). [Households and Families \[S1101\]](#). ACS 5-Year Estimates.
 4. National Center for Health Statistics. (2020). [Life Expectancy at Birth for U.S. States and Census Tracts, 2010-2015](#).
 5. County Health Rankings & Roadmaps. (2021). [Buffalo County Rankings](#).
 6. Center for Disease Control and Prevention. (2021). [Wonder](#).
 7. U.S. Census Bureau. (2020). [Hispanic or Latino and Not Hispanic or Latino by Race](#).
 8. U.S. Census Bureau (2021). [Median Income in the Past 12 Months \(In 2021 Inflation-Adjusted Dollars\) \[S1903\]](#). ACS 5-Year Estimates.