



## COVID-19 Vaccination Report – Two Rivers Health District : Dec 15, 2020 – Jul 5, 2021

The graphs depict the current status of COVID-19 vaccination in Two Rivers Public Health District (TRPHD) as of Jul 5, 2021. This includes residents of **Buffalo, Dawson, Franklin, Gosper, Harlan, Kearney & Phelps** counties (97,132). Of these, 81,216 persons are currently eligible for the vaccine (aged 12 years or more)<sup>1</sup>. Currently, we are reporting vaccinated numbers by total population in TRPHD, to have a better sense of the overall vaccine coverage in the community.

- Graphs 1 & 2 show relative number of **residents of each county** who have received one or two shots of the vaccine from **Dec 15, 2020 – Jul 5, 2021**.
  - **Graph 1** shows the number of TRPHD residents (all ages) per county, and orders counties by decreasing percentage of persons who received one or two doses of the vaccine.
  - **Graphs 2-6** shows the number of persons **aged 0-17, 18-29, 30-49, 50-64 & 65+ years** in TRPHD, and orders each county by decreasing percentage of persons who received one dose and those fully vaccinated.

### Key Takeaways

1. *As of Jul 5, 2021, 37.7% of TRPHD's total population has been fully vaccinated. 45.1% of the eligible population (aged 12 years and over) is fully vaccinated.*
2. *Vaccination rates across the health district have dropped over the past 6 weeks compared to the 6-week period before that. There is an urban-rural difference in vaccination rates across Nebraska, and this variance seems to be mostly concentrated among persons aged 18-49 years.*
3. *In spite of the general slowdown in vaccination rates, the last two weeks have shown a slight increase in the rate of persons receiving their first dose of COVID vaccine. 46.1% of Kearney city, 41.6% of Lexington and 43% of Holdrege city is now fully vaccinated.*
4. *Some residents continue to postpone their second dose of vaccine in spite of the eligible period having lapsed. There seems to be emerging evidence that single dose of vaccine may not be fully effective in protecting people from newer COVID variants (like delta, gamma variants). TRPHD strongly urges all residents to avail of the full vaccination schedule (1 or 2 doses as indicated) through the health department or their clinic service .*
5. *Two Rivers Health Department has scheduled mobile vaccination clinics at multiple sites across the seven counties to distribute vaccines and to focus on areas of potential shortfall. Those eligible for the vaccine are advised to refer to the vaccination clinic schedule at [www.trphd.org](http://www.trphd.org) and book their appointments.*

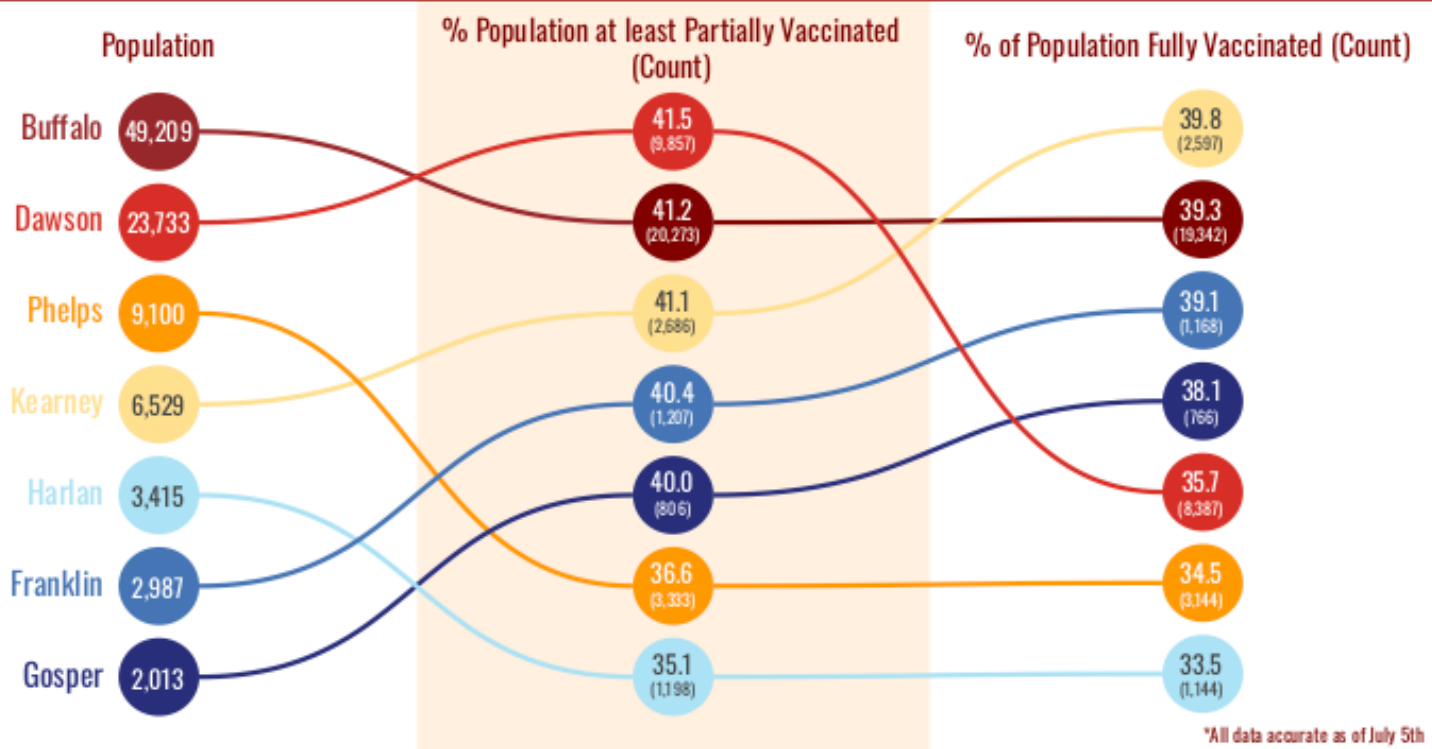
---

<sup>1</sup> For details on eligible persons by county, see appendix 1



- Vaccine formulations by Pfizer and Moderna (2 doses) and Johnson & Johnson (single dose) are calculated accordingly
- Each county is depicted by a colored circle, and the relative position of each corresponds to the proportion vaccinated. Actual numbers (count) are included in parenthesis.
- Data described from Dec 15, 2020 - Jul 5, 2021. All residents of the seven counties years are included.
- Overall, 37.7% of the total population in Two Rivers Health District is now fully vaccinated.

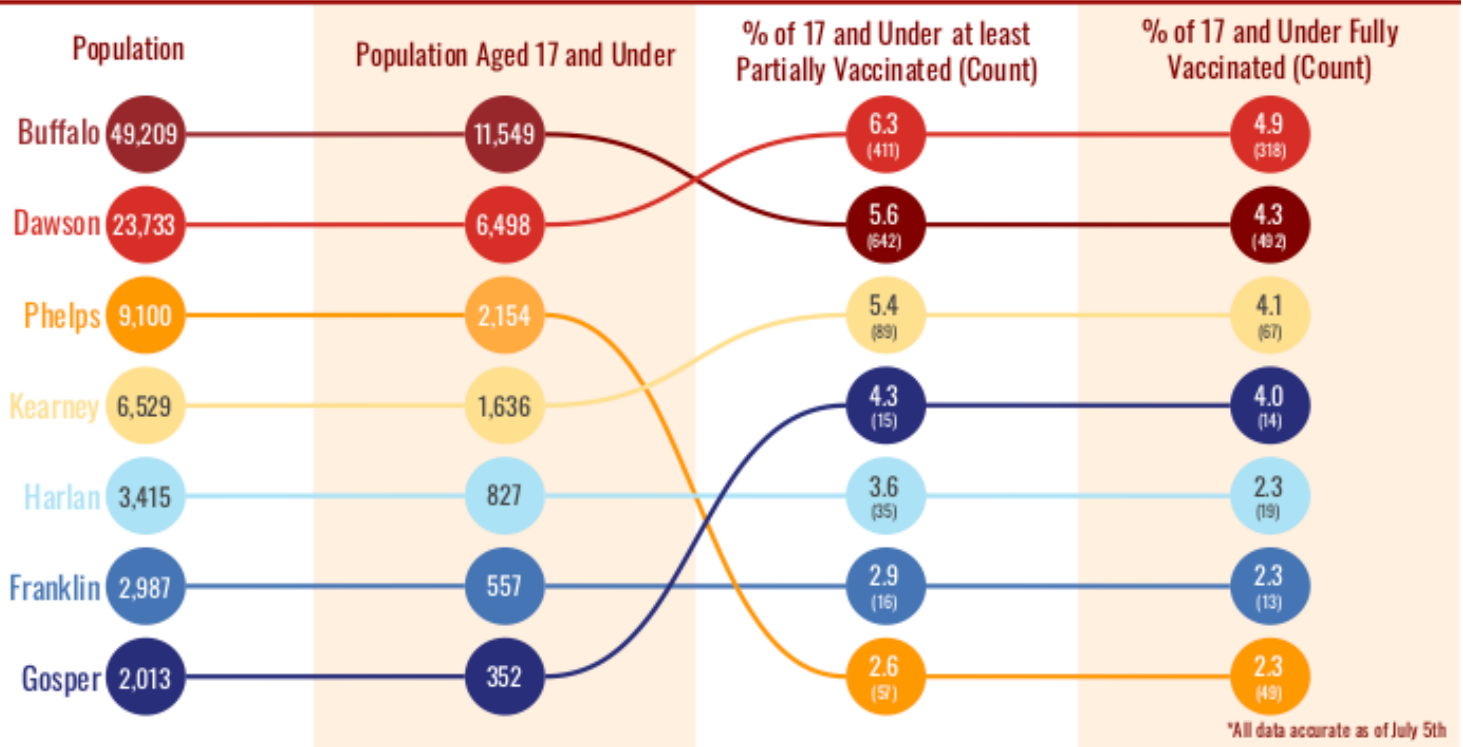
## Vaccinations of Total Population in TRPHD





- Vaccine formulations by Pfizer and Moderna (2 doses) and Johnson & Johnson (single dose) are calculated accordingly
- Each county is depicted by a colored circle, and the relative position of each corresponds to the proportion vaccinated. Actual numbers (count) are included in parenthesis.
- Data is described from Dec 15, 2020 - Jul 5, 2021. All residents of the seven counties aged 0-17 years are included.
- Overall, 4.2% of those aged 0-17 years in Two Rivers Health District are now fully vaccinated.

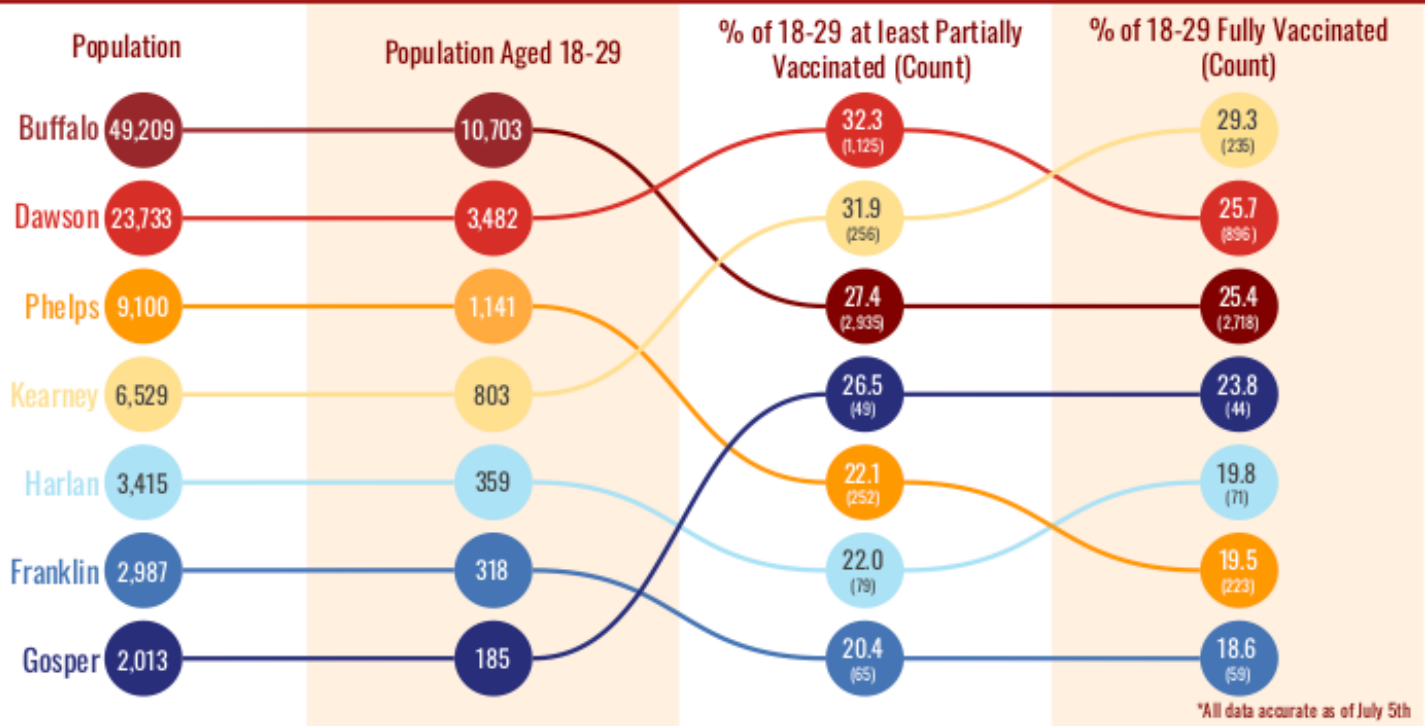
## Vaccinations of 17 and Under in TRPHD





- Vaccine formulations by Pfizer and Moderna (2 doses) and Johnson & Johnson (single dose) are calculated accordingly
- Each county is depicted by a colored circle, and the relative position of each corresponds to the proportion vaccinated. Actual numbers (count) are included in parenthesis.
- Data is described from Dec 15, 2020 - Jul 5, 2021. All residents of the seven counties aged 18-29 years are included.
- Overall, 25.0% of those aged 18-29 years in Two Rivers Health District are now fully vaccinated.

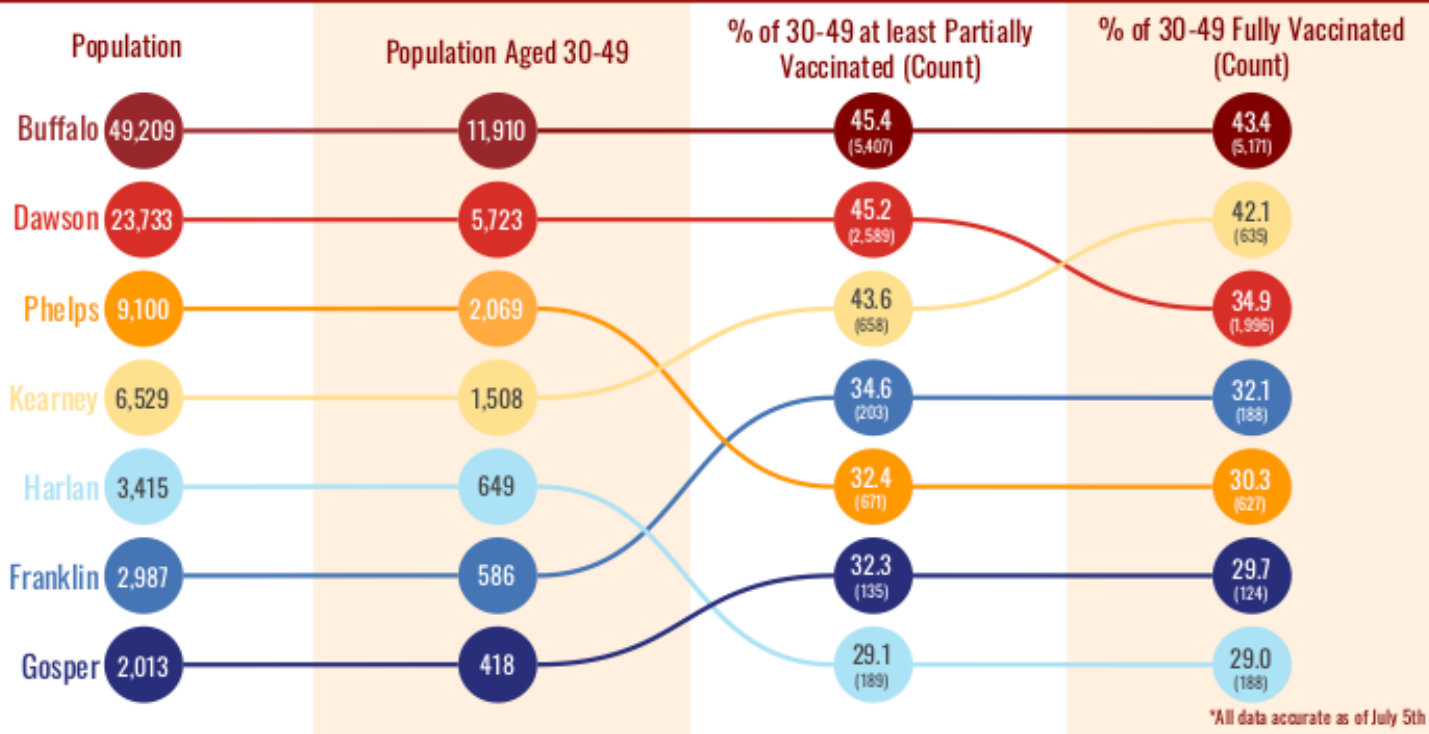
## Vaccinations of 18-29 in TRPHD





- Vaccine formulations by Pfizer and Moderna (2 doses) and Johnson & Johnson (single dose) are calculated accordingly
- Each county is depicted by a colored circle, and the relative position of each corresponds to the proportion vaccinated. Actual numbers (count) are included in parenthesis.
- Data is described from Dec 15, 2020 - Jul 5, 2021. All residents of the seven counties aged 30-49 years are included.
- Overall, 39.1% of those aged 30-49 years in Two Rivers Health District are now fully vaccinated.

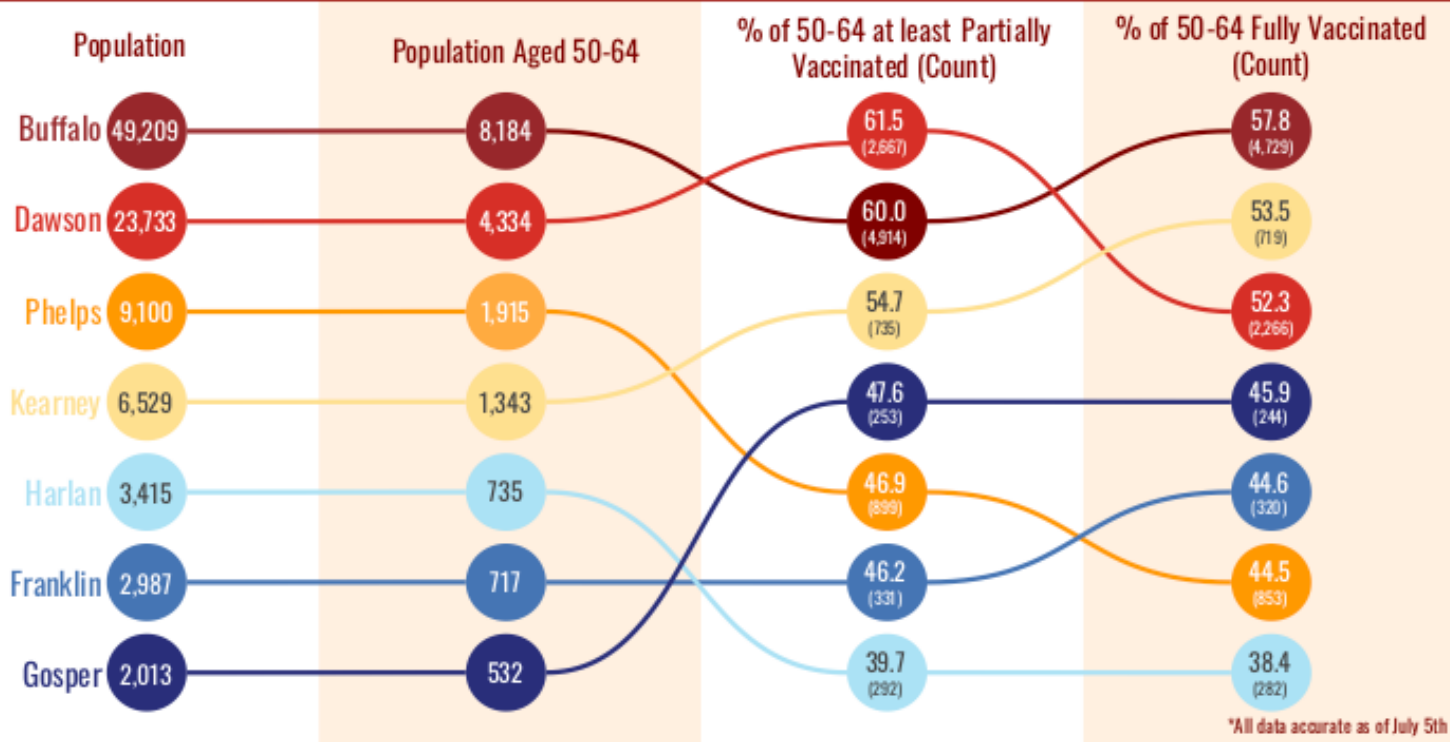
## Vaccinations of 30-49 in TRPHD





- Vaccine formulations by Pfizer and Moderna (2 doses) and Johnson & Johnson (single dose) are calculated accordingly
- Each county is depicted by a colored circle, and the relative position of each corresponds to the proportion vaccinated. Actual numbers (count) are included in parenthesis.
- Data is described from Dec 15, 2020 - Jul 5, 2021. All residents of the seven counties aged 50-64 years are included.
- Overall, 53.0% of those aged 50-64 years in Two Rivers Health District are now fully vaccinated.

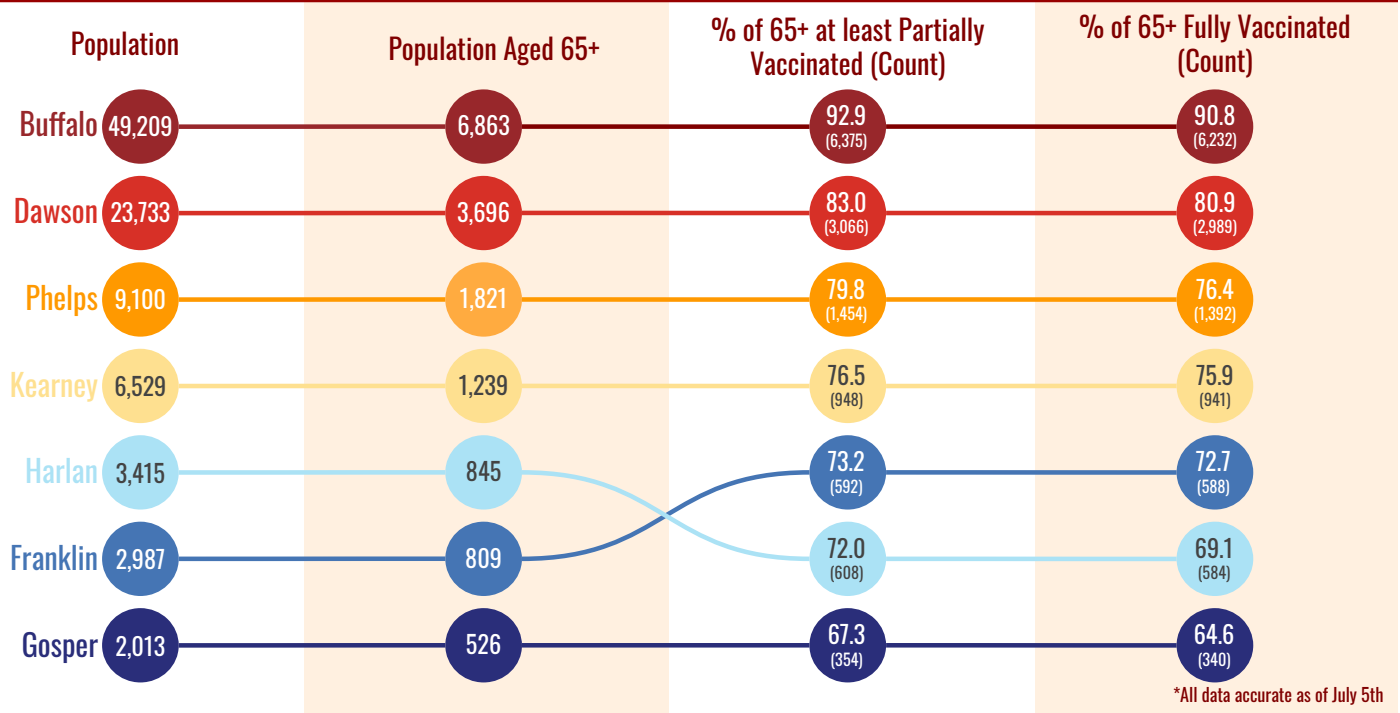
## Vaccinations of 50-64 in TRPHD





- Vaccine formulations by Pfizer and Moderna (2 doses) and Johnson & Johnson (single dose) are calculated accordingly
- Each county is depicted by a colored circle, and the relative position of each corresponds to the proportion vaccinated. Actual numbers (count) are included in parenthesis.
- Data is described from Dec 15, 2020 - Jul 5, 2021. All residents of the seven counties aged 65 years and over are included.
- Overall, 82.2% of those aged 65+ years in Two Rivers Health District are now fully vaccinated.

## Vaccinations of 65+ in TRPHD





## APPENDIX 1

### Background

The Two Rivers Public Health Department (TRPHD) covers 7 counties in central Nebraska, reaching 97,132 people who live and work in the health district spread across roughly 4663 square miles. Over three quarters of residents live in Buffalo and Dawson county, a tenth live in Phelps county, and the remaining 15% is spread somewhat comparably among the four counties of Kearney, Harlan, Franklin and Gosper in decreasing order of population. The largest cities are Holdrege (pop. 5408), Lexington (pop. 10115) and Kearney (pop. 33867) meaning that well over half the residents of TRPHD live in three cities, and over a third are in Kearney alone. The population of all 7 counties in TRPHD are shown below.

County	Population
Buffalo	49,659
Dawson	23,595
Franklin	2,979
Gosper	1,990
Harlan	3,380
Kearney	6,495
Phelps	9,034
<b>TRPHD total</b>	<b>97,132</b>
Nebraska state	1,934,408
United States	328,239,523

### Vaccine-eligible population

The total COVID-19 vaccine-eligible population of Two Rivers Health District is currently about 81,216. This includes all residents over the age of 12 years living in the seven counties that make up the district. The table below describes the eligible population in each of the seven counties divided by age category.

	12-29 YRS	30-49 YRS	50-64 YRS	65+ YRS	TOTAL(12+ YRS)
<b>TRPHD</b>	<b>24794</b>	<b>22863</b>	<b>17760</b>	<b>15799</b>	<b>81216</b>
<b>BUFFALO</b>	14,314	11910	8184	6863	41,271
<b>DAWSON</b>	5,750	5723	4334	3696	19,503
<b>FRANKLIN</b>	515	586	717	809	2,627
<b>GOSPER</b>	333	418	532	526	1,809
<b>HARLAN</b>	625	649	735	845	2,854
<b>KEARNEY</b>	1,385	1508	1343	1239	5,475
<b>PHELPS</b>	1,872	2069	1915	1821	7,677