

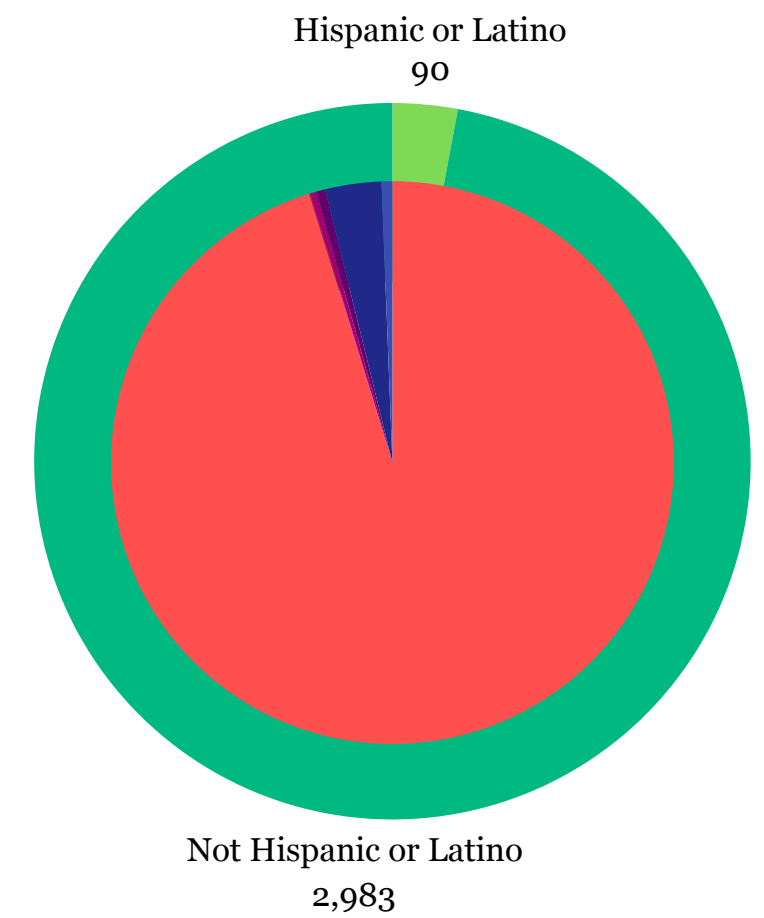
## Background

	Harlan County	Nebraska
Total Area	574 sq mi	772,358 sq mi
Population	3,073	1,961,504
Median Age The median value of ages among all residents of a location.	48 Years	37 Years
Average Household Size Average # of people per household.	2.49	2.46
Average Family Size Average # of people per family.	3.29	3.09
Life Expectancy (at birth) Average # of years a person can expect to live at birth.	78 Years	78 Years
High School Completion Percentage of adults ages 25 and over with a high school diploma or equivalent.	93%	92%
Some College Completion Percentage of the population ages 25-44 with some post-secondary education, such as enrollment in vocational/technical school, junior college, or 4-year college.	74%	72%
Unemployment Percentage of the populations' civilian labor force, ages 16 and older that is unemployed but still seeking work.	1.9%	2.3%
Children in Poverty Percentage of people under age 18 living in a household whose income is below the poverty level.	15%	14%
Children in Single Parent Household Percentage of children (under 18 years of age) living in households that are headed by a single parent.	13%	20%
Adult Smoking Percentage of the adult population who both report that they currently smoke every day or some days and have smoked at least 100 cigarettes in their lifetime.	15%	14%
Adult Obesity Percentage of the adult population (ages 18 and older) that reports a BMI greater than or equal to 30 kg/m2.	36%	36%
Physical Inactivity Percentage of adults ages 18 and over reporting no leisure-time physical activity in the past month.	23%	24%
Alcohol-Impaired Driving Deaths Percentage of driving deaths with alcohol involvement	75%	32%
STI Rate Number of newly diagnosed chlamydia cases per 100,000 populations.	N/A	453/100,000

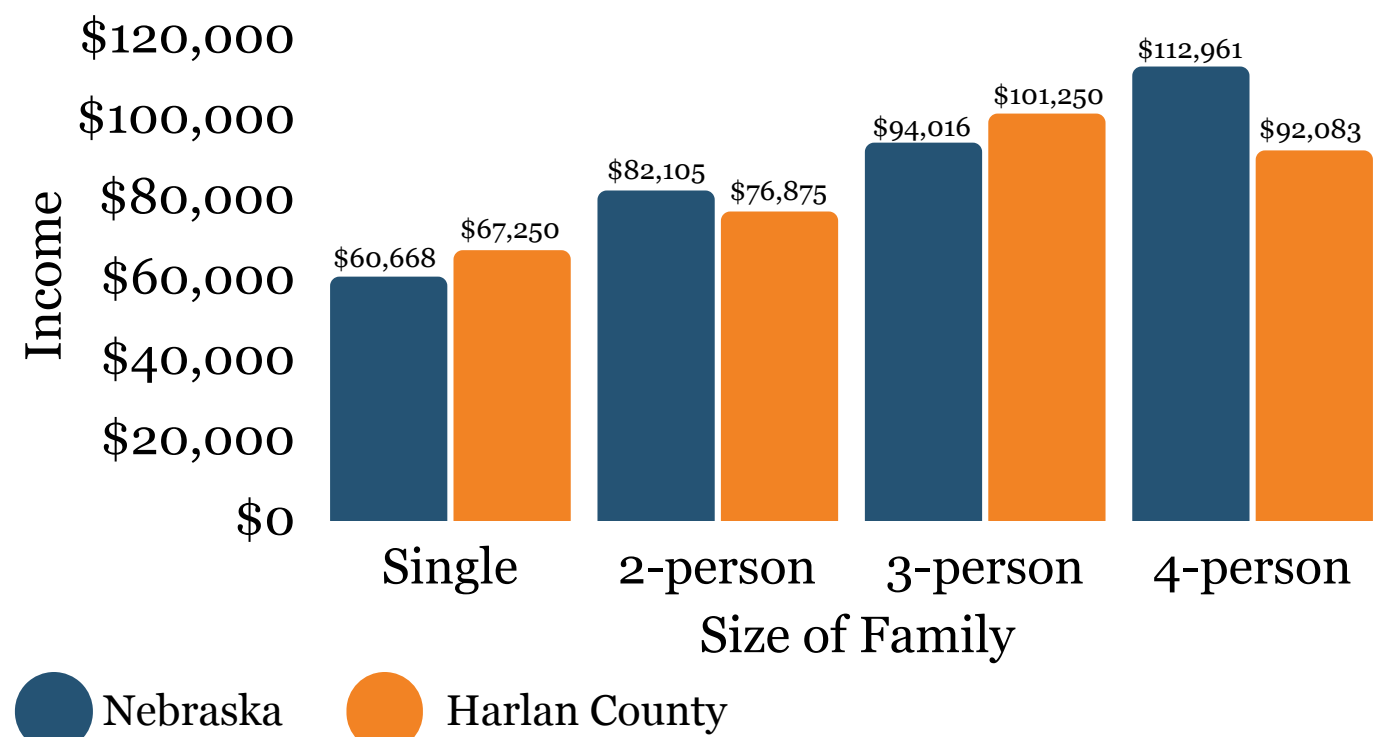
## Population of Harlan County, by Race/Ethnicity

White Alone: 2,926, 95% ●  
Black or African-American: 2, 0% ●  
Asian: 11, 0% ●  
American Indian and Alaskan Native: 16, 1% ●  
Native Hawaiian and other Pacific Islander: 0, 0% ●  
Two or more races: 99, 3% ●  
Other Race: 19, 1% ●

Hispanic or Latino: 90, 3% ●  
Not Hispanic or Latino: 2,983, 97% ●



## Median Income by Family Size



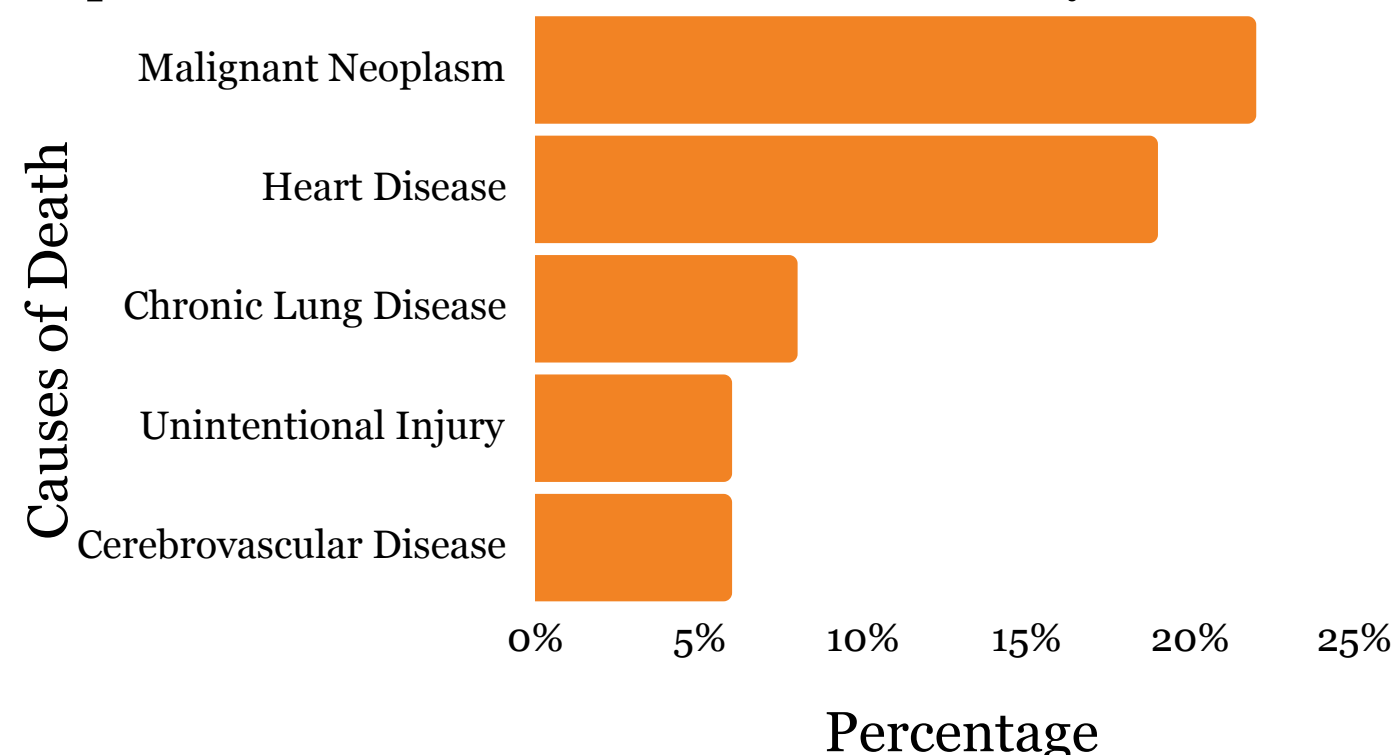
### Annual Weighted Poverty Threshold for Nebraska

Size of Household	1	2	4	6
Annual Income	\$15,060	\$20,440	\$31,200	\$41,960

## County

Underscored by the Republican river in the southeastern corner, Harlan County is home to a predominantly agricultural community involved in both farming as well as livestock cultivation. Almost all of Harlan County residents were born in the US, the third highest proportion of native-born residents among all Nebraska counties. The 3 largest cities are Alma (County seat), Orleans, and Stamford.

## Top Five Causes of Death in Harlan County 2018-2022



## Resources:

1. U.S. Census Bureau. (2020). [Race \[P1\]](#). DEC Redistricting Data.
2. U.S. Census Bureau. (2022). [Age and Sex \[S0101\]](#). ACS 5-Year Estimates.
3. U.S. Census Bureau. (2022). [Households and Families \[S1101\]](#). ACS 5-Year Estimates.
4. National Center for Health Statistics. (2020). [Life Expectancy at Birth for U.S. States and Census Tracts, 2010-2015](#).
5. County Health Rankings & Roadmaps. (2024). [Buffalo County Rankings](#).
6. Center for Disease Control and Prevention. (2022). [Wonder](#).
7. U.S. Census Bureau. (2022). [Hispanic or Latino, and Not Hispanic or Latino by Race](#).
8. U.S. Census Bureau (2022). [Median Income in the Past 12 Months \(In 2021 Inflation-Adjusted Dollars\)](#) [S1903]. ACS 5-Year Estimates.