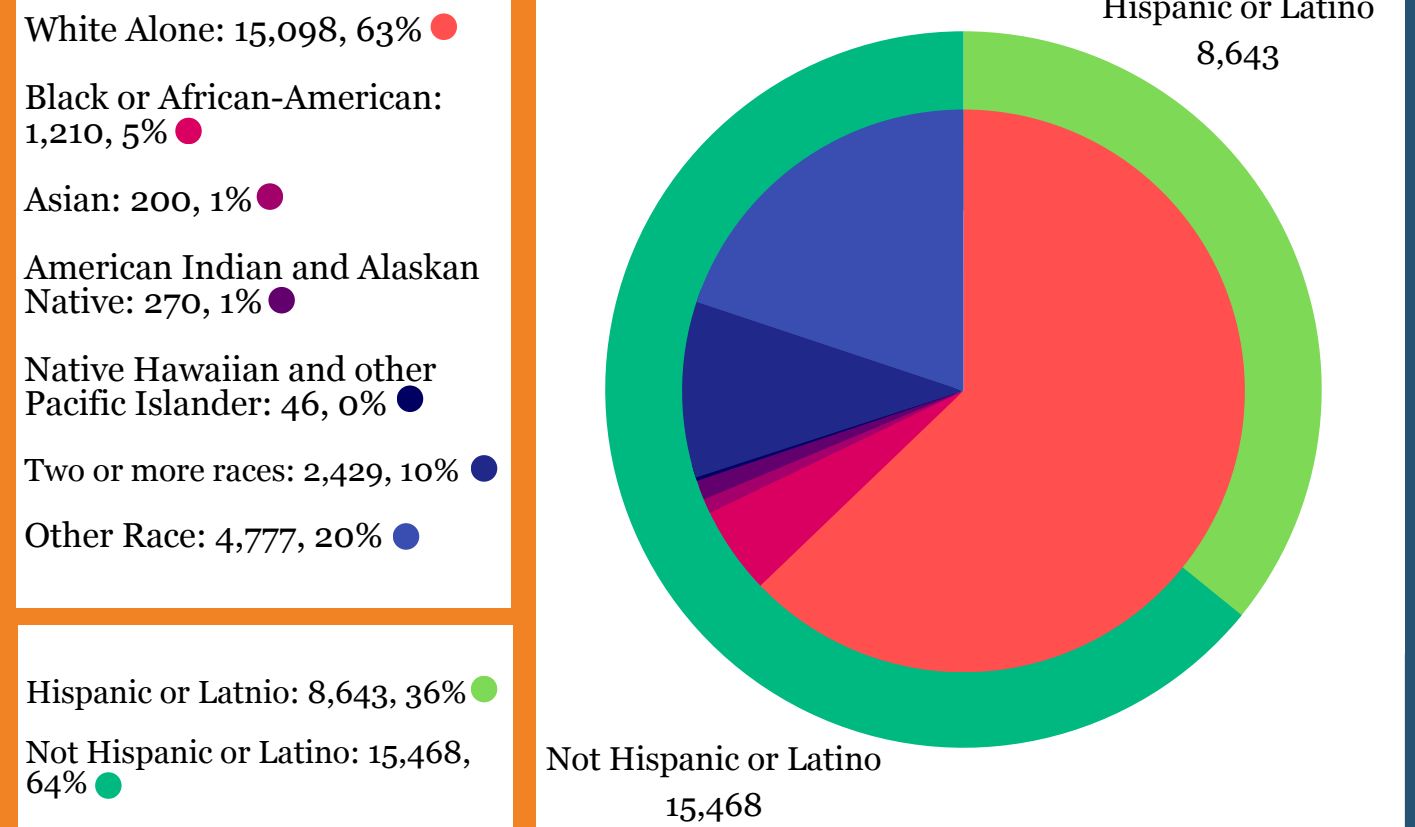


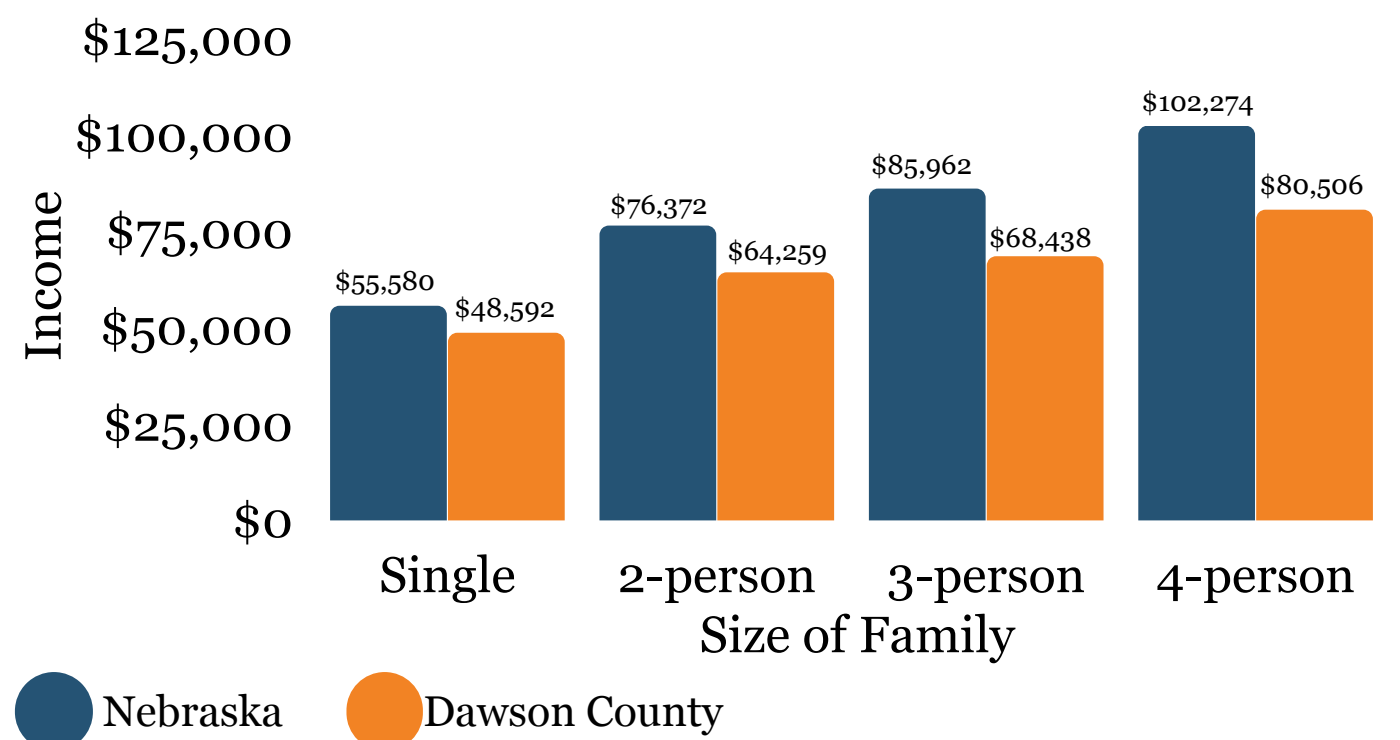
Background

	Dawson County	Nebraska
Total Area	1,019 mi ²	772,358 mi ²
Population	24,111	1,961,504
Median Age	38 Years	37 Years
Average Household Size	2.61	2.45
Average Family Size	3.12	3.06
Life Expectancy (at birth)	80 Years	79 Years
High School Completion	79%	92%
College Graduation (2 year, 4 year)	54%	72%
Unemployment	3.4%	4.2%
Children in Poverty	11%	10%
Children in Single Parent Household	23%	21%
Adult Smoking	16%	15%
Adult Obesity	40%	34%
Physical Inactivity	36%	27%
DUI Mortality (per 100,000 fatal motor accidents)	38%	33%
STI Rate	428/100,000	480/100,000
Leading Cause of Mortality	Malignant Neoplasms	Malignant Neoplasms
Malignant Neoplasm Mortality	184/100,000	182/100,000

Population of Dawson County, by Race/Ethnicity



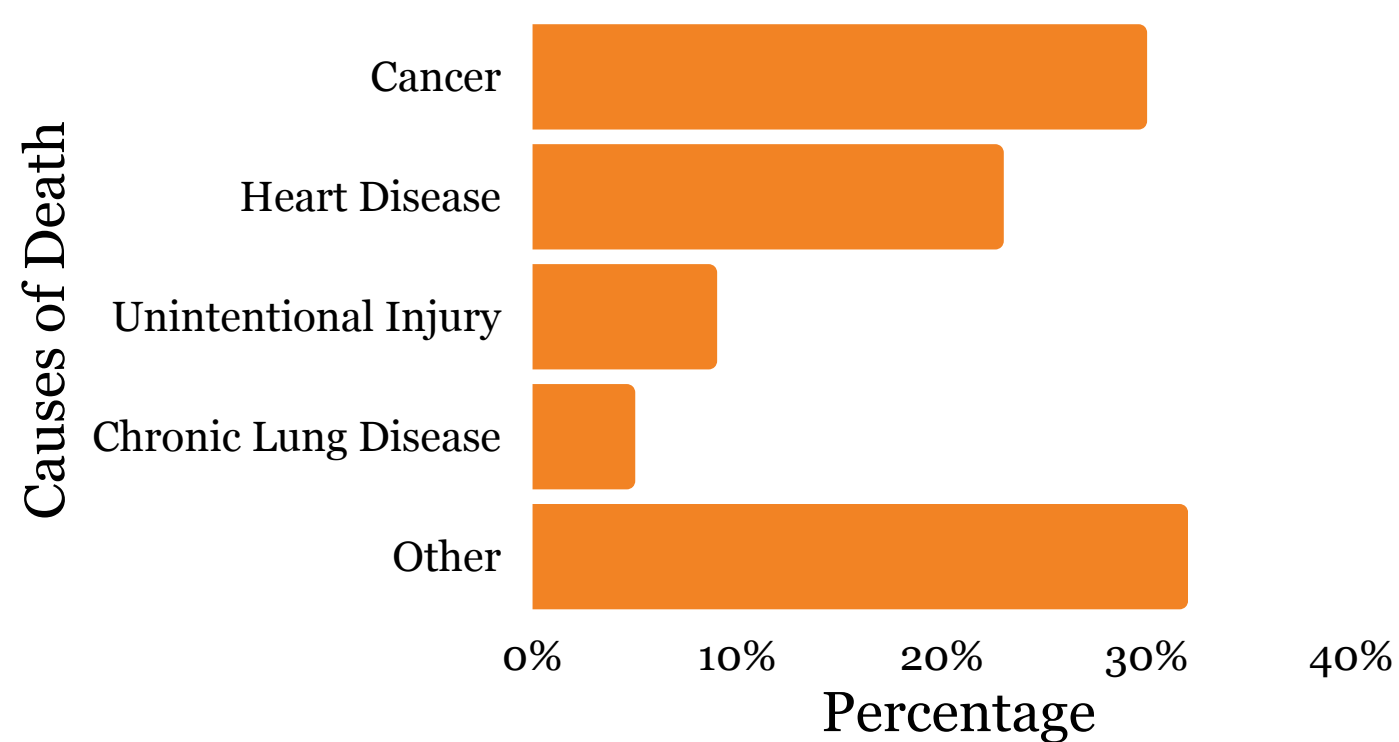
Median Income, per Family Size



Annual Weighted Poverty Threshold for Nebraska

Size of Household	1	2	4	6
Annual Income	\$13,788	\$17,529	\$27,740	\$37,161

Top Five Causes of Death in Dawson County



County Information

Dawson County is the 15th largest county in Nebraska, covering over 1000 square miles, and has the 5th largest Hispanic population among Nebraska counties. Almost a third of Dawson County residents identify as Hispanic or Latino, over 40% as either Hispanic or African-American. Dawson is among the top 50 counties in the US (and 4th highest in Nebraska) in terms of agricultural products by market value. The 3 largest cities are Lexington (County seat), Gothenburg and Cozad.

Resources

1. U.S. Census Bureau. (2020). [Race \[P2\]](#). DEC Redistricting Data.
 2. U.S. Census Bureau. (2020). [Age and Sex \[S0101\]](#). ACS 5-Year Estimates.
 3. U.S. Census Bureau. (2019). [Households and Families \[S1101\]](#). ACS 5-Year Estimates.
 4. National Center for Health Statistics. (2020). [Life Expectancy at Birth for U.S. States and Census Tracts, 2010-2015](#).
 5. County Health Rankings & Roadmaps. (2021). [Buffalo County Rankings](#).
 6. Center for Disease Control and Prevention. (2021). [Wonder](#).
 7. U.S. Census Bureau. (2020). [Hispanic or Latino and Not Hispanic or Latino by Race](#).
 8. U.S. Census Bureau (2021). [Median Income in the Past 12 Months \(In 2021 Inflation-Adjusted Dollars\) \[S1903\]](#). ACS 5-Year Estimates.

TRPHD - Households Who Received A COVID-19 Vaccination by Gender

