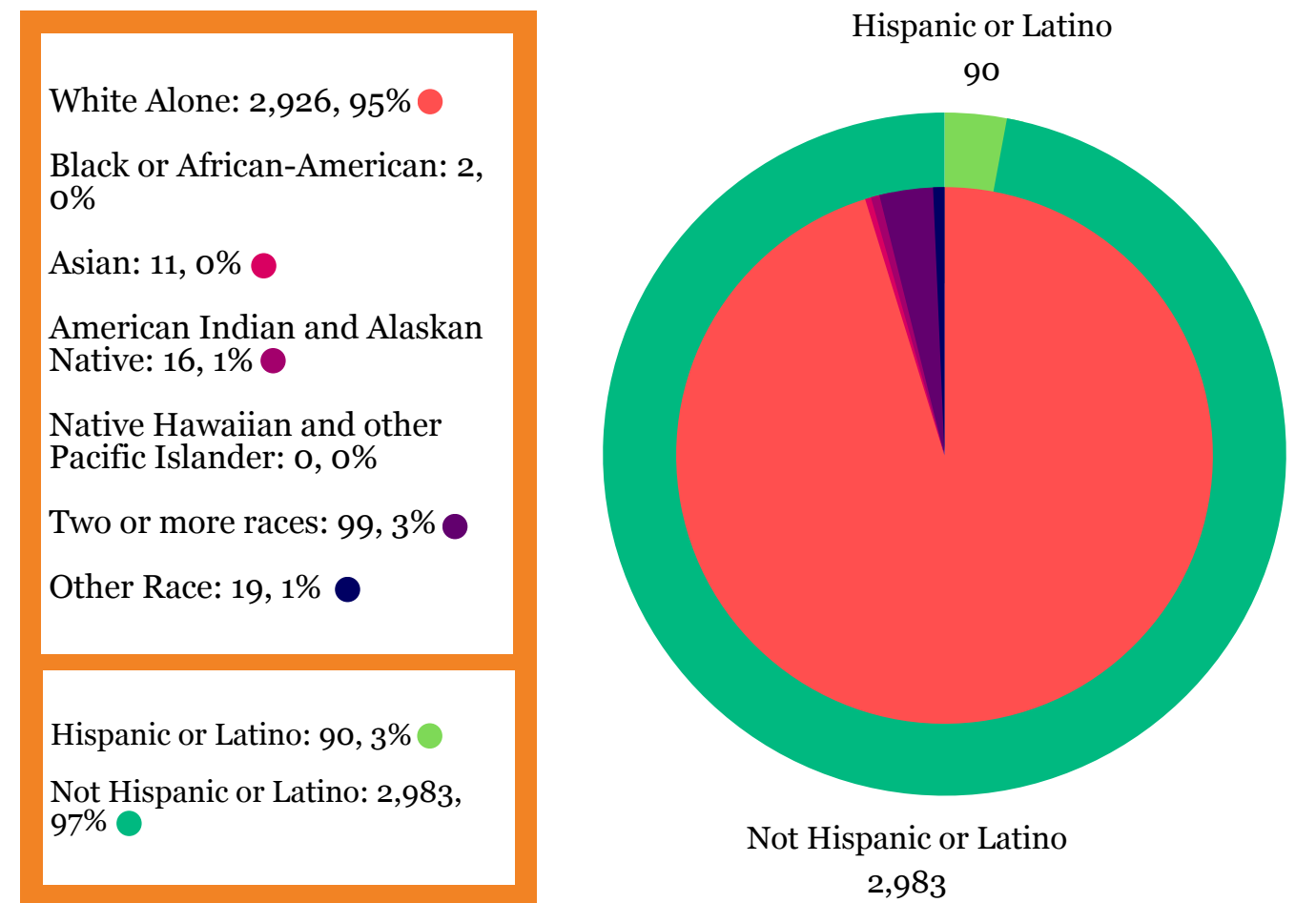


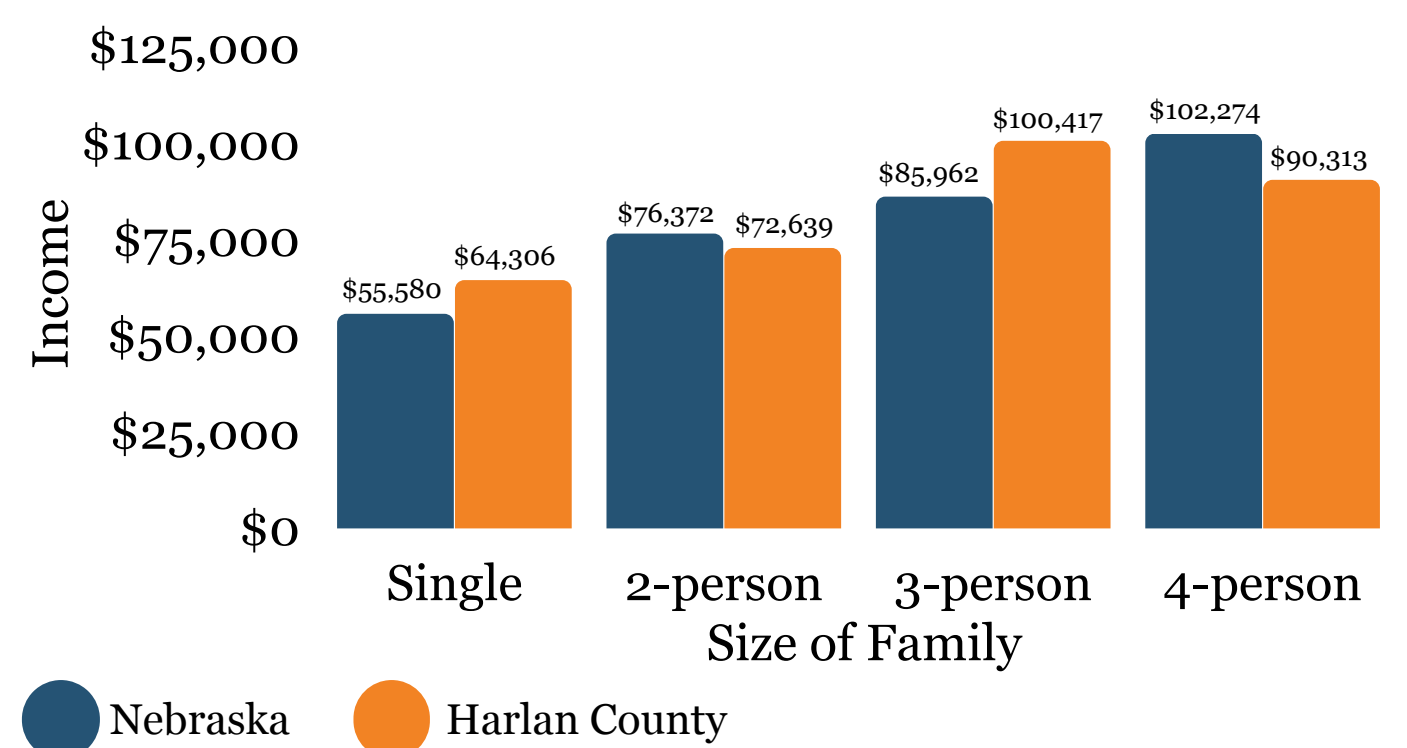
Background

	Harlan County	Nebraska
Total Area	574 mi ²	772,358 mi ²
Population	3,073	1,961,504
Median Age	53 Years	37 Years
Average Household Size	2.21	2.45
Average Family Size	2.86	3.06
Life Expectancy (at birth)	81 Years	79 Years
High School Completion	93%	92%
College Graduation (2 year, 4 year)	83%	72%
Unemployment	2.9%	4.2%
Children in Poverty	14%	10%
Children in Single Parent Household	13%	21%
Adult Smoking	17%	15%
Adult Obesity	35%	34%
Physical Inactivity	28%	27%
DUI Mortality (per 100,000 fatal motor accidents)	75%	33%
STI Rate	N/A	480/100,000
Leading Cause of Mortality	Malignant Neoplasms	Malignant Neoplasms
Malignant Neoplasm Mortality	189/100,000	182/100,000

Population of Harlan County, by Race/Ethnicity



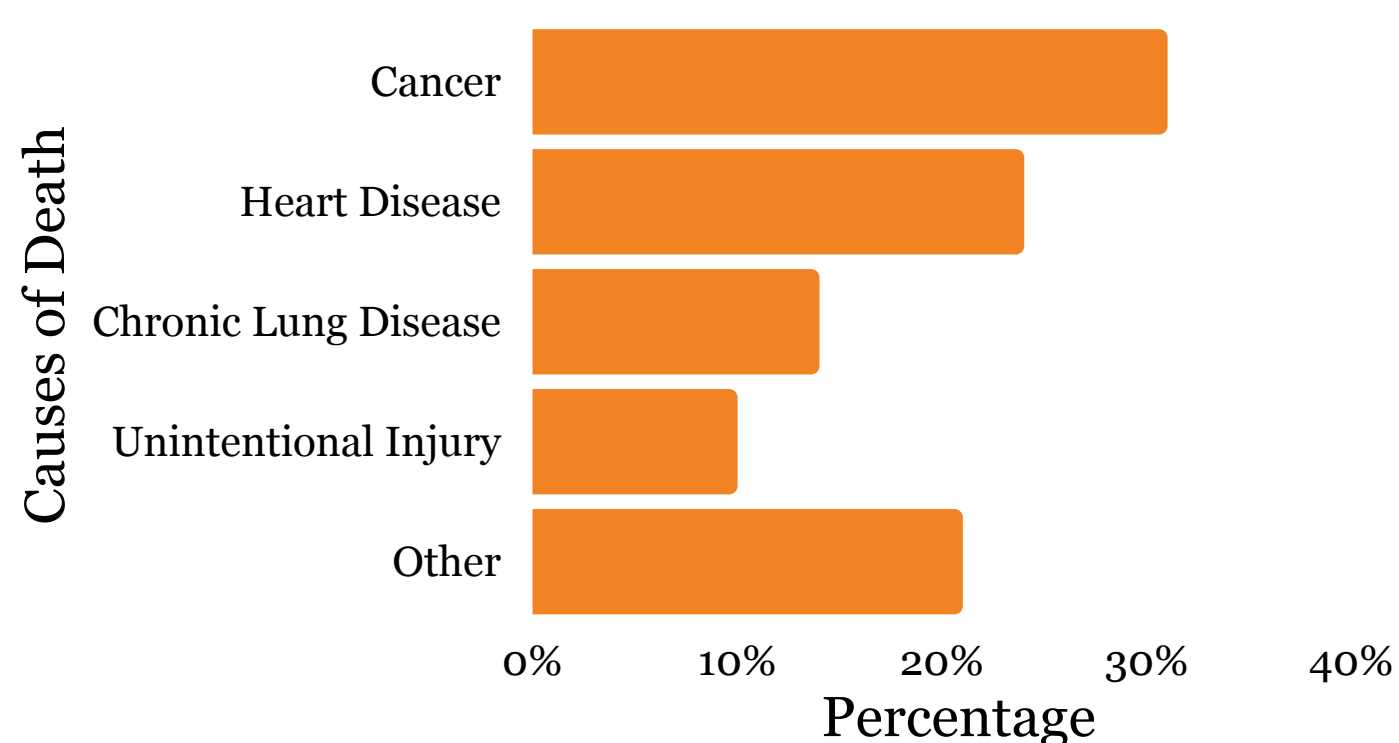
Median Income, per Family Size



Annual Weighted Poverty Threshold for Nebraska

Size of Household	1	2	4	6
Annual Income	\$13,788	\$17,529	\$27,740	\$37,161

Top Five Causes of Death in Harlan County



County Information

Franklin County has the 4th highest median age in Nebraska, at 50.6 years. Between 1910 and 2010, Franklin county's population shrunk from 10,000 to 2,000 residents. Currently, the individual median income is the 13th lowest statewide, over 16% of the County is below the poverty level. Bordered by Kansas to the south, Franklin County is divided by the Republic River into a more fertile upper 2/3rd and a drier lower 1/3rd. The 3 largest cities care Franklin (County seat), Hildreth and Campbell.

Resources

1. U.S. Census Bureau. (2020). [Race \[P2\]](#). DEC Redistricting Data.
 2. U.S. Census Bureau. (2020). [Age and Sex \[S010\]](#). ACS 5-Year Estimates.
 3. U.S. Census Bureau. (2019). [Households and Families \[S110\]](#). ACS 5-Year Estimates.
 4. National Center for Health Statistics. (2020). [Life Expectancy at Birth for U.S. States and Census Tracts, 2010-2015](#).
 5. County Health Rankings & Roadmaps. (2021). [Buffalo County Rankings](#).
 6. Center for Disease Control and Prevention. (2021). [Wonder](#).
 7. U.S. Census Bureau. (2020). [Hispanic or Latino and Not Hispanic or Latino by Race](#).
 8. U.S. Census Bureau (2021). [Median Income in the Past 12 Months \(In 2021 Inflation-Adjusted Dollars\) \[S1903\]](#). ACS 5-Year Estimates.