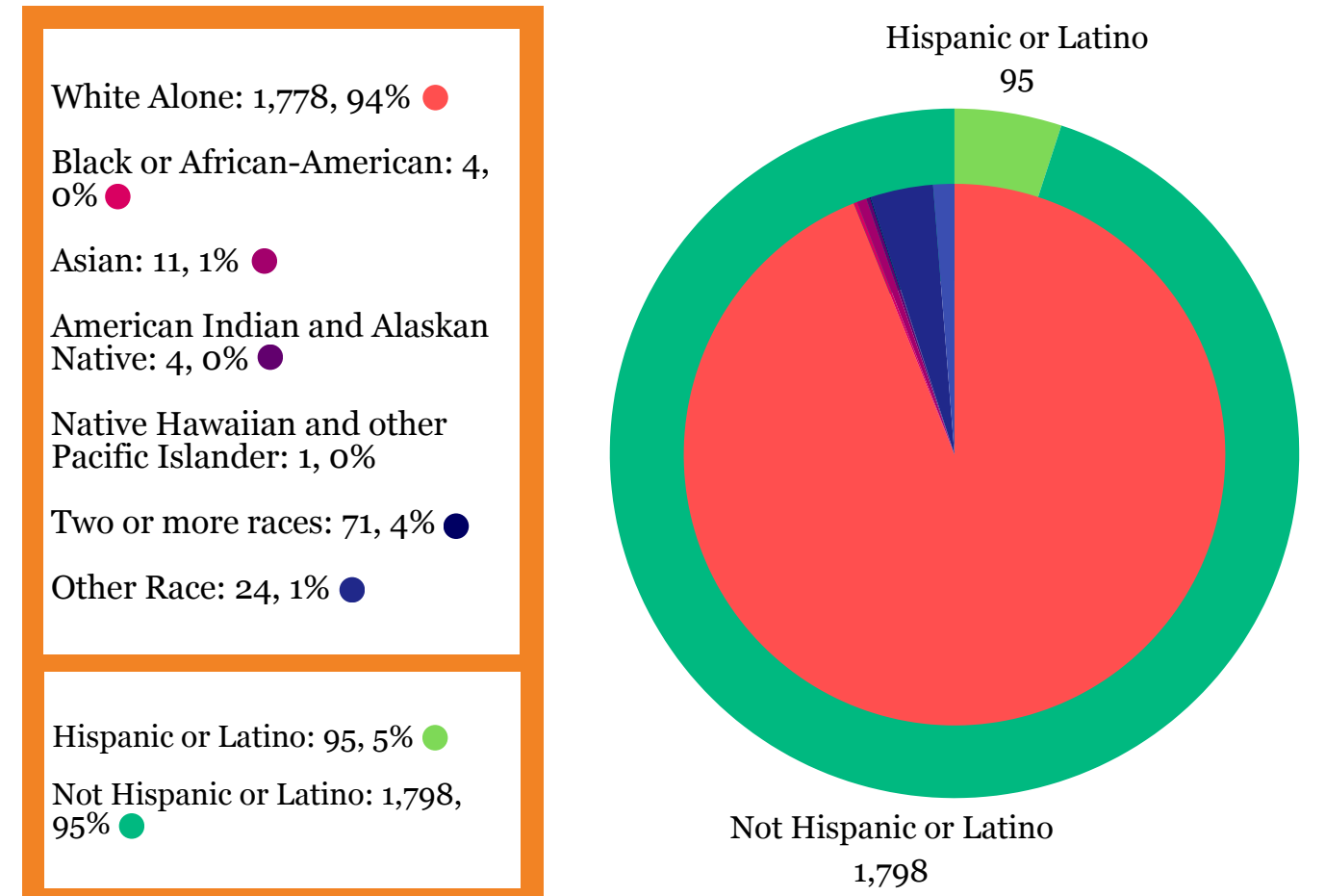


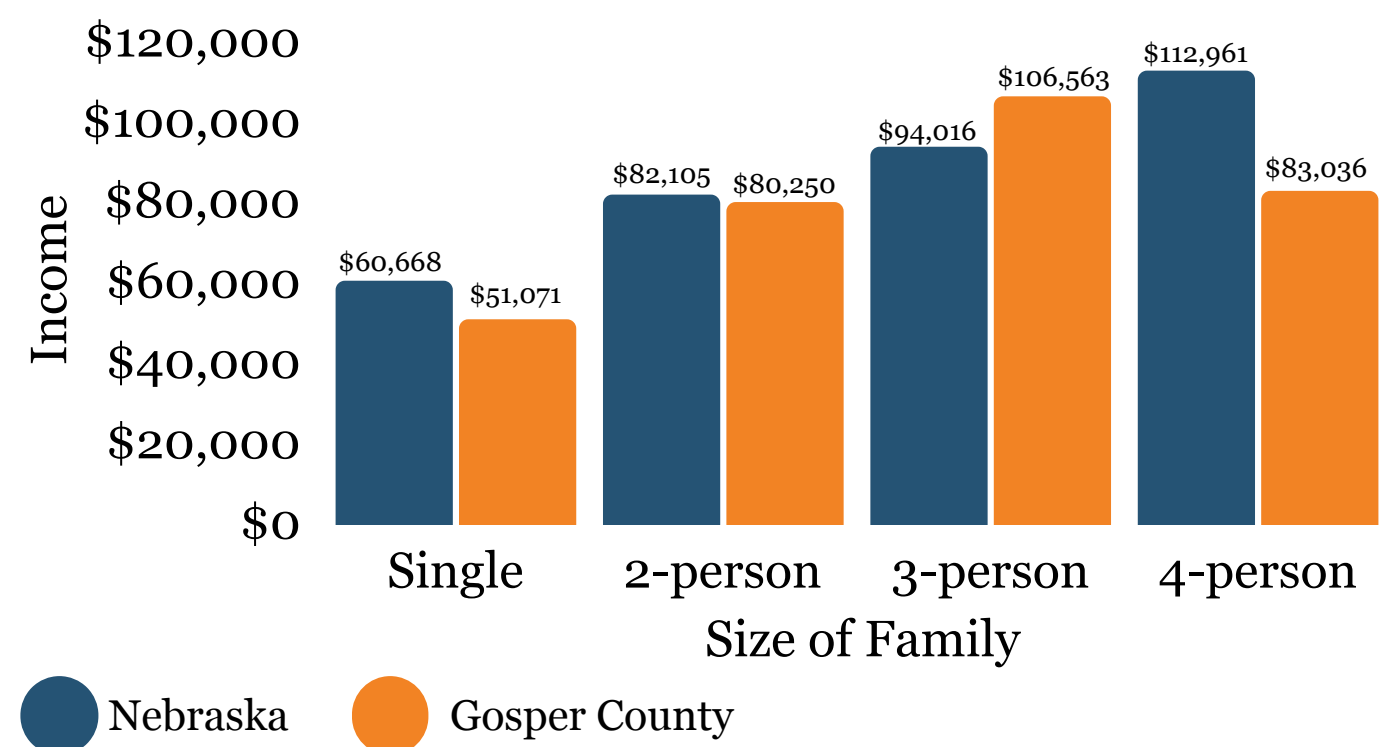
Background

| | Gosper County | Nebraska |
|--|---------------|---------------|
| Total Area | 463 sq mi | 772,358 sq mi |
| Population | 2,889 | 1,961,504 |
| Median Age The median value of ages among all residents of a location. | 50 Years | 37 Years |
| Average Household Size Average # of people per household. | 2.45 | 2.46 |
| Average Family Size Average # of people per family. | 2.95 | 3.09 |
| Life Expectancy (at birth) Average # of years a person can expect to live at birth. | 76 Years | 78 Years |
| High School Completion Percentage of adults ages 25 and over with a high school diploma or equivalent. | 94% | 92% |
| Some College Completion Percentage of the population ages 25-44 with some post-secondary education, such as enrollment in vocational/technical school, junior college, or 4-year college. | 60% | 72% |
| Unemployment Percentage of the populations' civilian labor force, ages 16 and older that is unemployed but still seeking work. | 2.0% | 2.3% |
| Children in Poverty Percentage of people under age 18 living in a household whose income is below the poverty level. | 17% | 14% |
| Children in Single Parent Household Percentage of children (under 18 years of age) living in households that are headed by a single parent. | 4% | 20% |
| Adult Smoking Percentage of the adult population who both report that they currently smoke every day or some days and have smoked at least 100 cigarettes in their lifetime. | 15% | 14% |
| Adult Obesity Percentage of the adult population (ages 18 and older) that reports a BMI greater than or equal to 30 kg/m2. | 40% | 36% |
| Physical Inactivity Percentage of adults ages 18 and over reporting no leisure-time physical activity in the past month. | 23% | 24% |
| Alcohol-Impaired Driving Deaths Percentage of driving deaths with alcohol involvement | 33% | 32% |
| STI Rate Number of newly diagnosed chlamydia cases per 100,000 populations. | N/A | 453/100,000 |

Population of Gosper County, by Race/Ethnicity



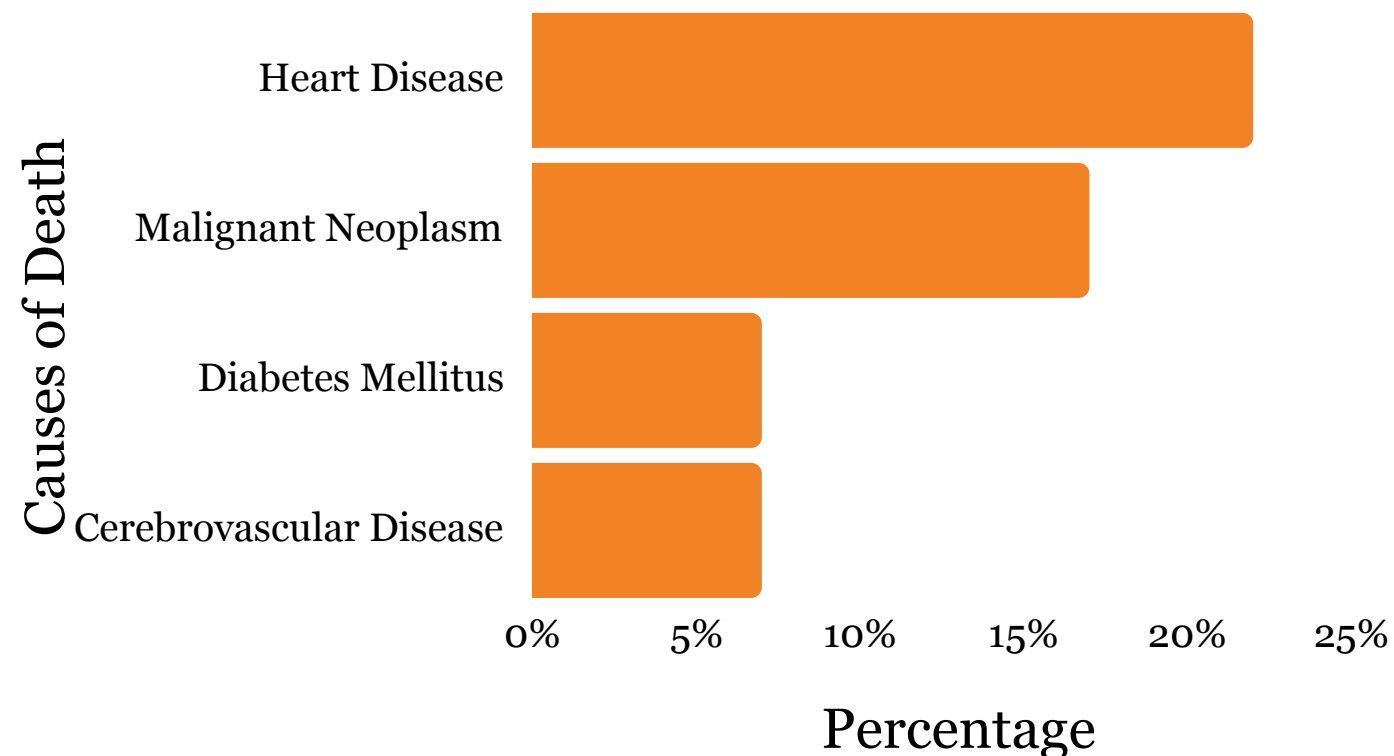
Median Income by Family Size



Annual Weighted Poverty Threshold for Nebraska

| Size of Household | 1 | 2 | 4 | 6 |
|-------------------|----------|----------|----------|----------|
| Annual Income | \$15,060 | \$20,440 | \$31,200 | \$41,960 |

Top Four Causes of Death in Gosper County 2018-2022



County Information

With a median age of 54 years, Gosper is the second oldest County in Nebraska. With less than 2000 residents, it is also the 8th smallest County in Nebraska. The largest cities are Elwood (county seat) and Smithfield. Johnson Lake, one of the largest recreational lake areas in the State is partly within Gosper County. Residential communities around Johnson Lake often consist of a sizeable population that may live for part of the year in Gosper County.

Resources:

1. U.S. Census Bureau. (2020). [Race \[P1\]](#). DEC Redistricting Data.
2. U.S. Census Bureau. (2022). [Age and Sex \[S0101\]](#). ACS 5-Year Estimates.
3. U.S. Census Bureau. (2022). [Households and Families \[S1101\]](#). ACS 5-Year Estimates.
4. National Center for Health Statistics. (2020). [Life Expectancy at Birth for U.S. States and Census Tracts, 2010-2015](#).
5. County Health Rankings & Roadmaps. (2024). [Buffalo County Rankings](#).
6. Center for Disease Control and Prevention. (2022). [Wonder](#).
7. U.S. Census Bureau. (2022). [Hispanic or Latino, and Not Hispanic or Latino by Race](#).
8. U.S. Census Bureau (2022). [Median Income in the Past 12 Months \(In 2021 Inflation-Adjusted Dollars\) \[S1903\]](#). ACS 5-Year Estimates.