



COVID-19 Vaccination Report - Two Rivers Health District : Dec 15 - May 4, 2021

The three graphs depict the current status of COVID-19 vaccination in Two Rivers Public Health District (TRPHD) as of May 4, 2021. This includes residents of **Buffalo, Dawson, Franklin, Gosper, Harlan, Kearney & Phelps** counties (97,132). Of these, 76002 persons are eligible for the vaccine (aged 16 years or more)¹

- Graphs 1 & 2 show relative number of **residents of each county** who have received one or two shots of the vaccine.
 - **Graph 1** shows the number of **eligible persons (16 + years)** per county, and orders the counties by decreasing percentage of persons who received one or two doses of the vaccine.
 - **Graphs 2-4** shows the number of persons **aged 16-29, 30-49 & 50-64 years** in TRPHD, and orders each county by decreasing percentage of persons who received one dose and those fully vaccinated.
- **Graph 5** shows the cumulative proportion of fully vaccinated persons in TRPHD ordered by age category. The progress of the line indicates the daily increase in total number of fully vaccinated persons (two doses) in TRPHD from January 4, 2021 - May 4, 2021.
- **Graph 6** describes fully vaccinated TRPHD residents from January- May, 2021. The height of the bar corresponds to the persons fully vaccinated that day and the line corresponds to the cumulative proportion of TRPHD residents that are fully vaccinated.

Key Takeaways

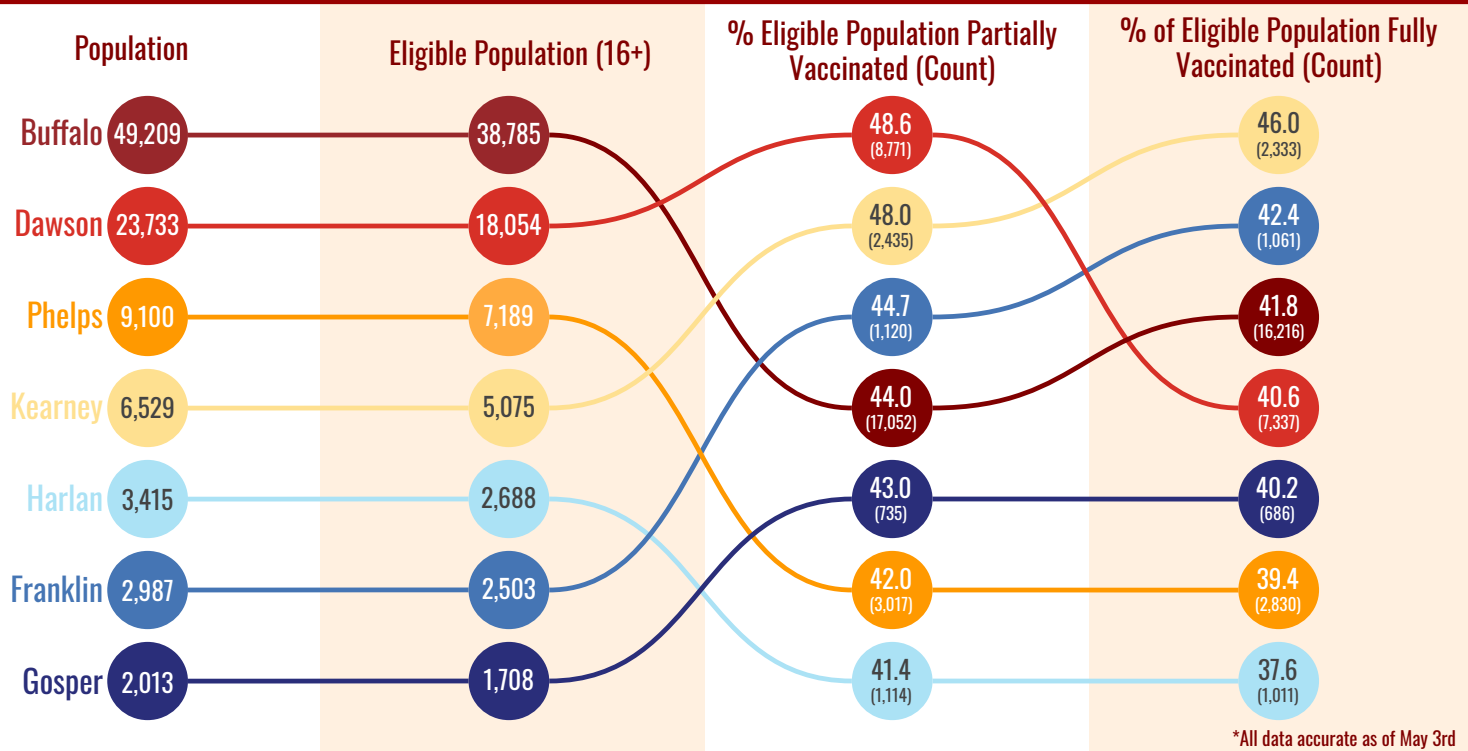
1. *As of May 3, 2021, 41.1% of TRPHD's eligible population has been fully vaccinated. However, rate of new vaccinations has slowed in recent weeks.*
2. *Almost 78% of residents aged 65+ years have been fully vaccinated. However, only about 16% of those aged 16-29 years are fully vaccinated.*
3. *Buffalo, Franklin & Kearney counties have the most proportion of residents fully vaccinated among all age groups. However, Dawson county has the highest proportion of partially vaccinated persons (one dose so far) in the district.*
4. *CDC and the U.S. Food and Drug Administration (FDA) recommends resumption of the Johnson & Johnson (Janssen) COVID-19 vaccine in the United States after a temporary pause due to safety concerns. The vaccine has passed further rigorous testing; the benefits of vaccination vastly outweigh the risk of rare complication from the vaccine.*
5. *Two Rivers Health Department has scheduled mass vaccination clinics at multiple sites across the seven counties to distribute vaccines and to focus on areas of potential shortfall. Those eligible for the vaccine are advised to refer to the vaccination clinic schedule at www.trphd.org*

¹ For details on eligible persons by county, see appendix 1



- Vaccine formulations by Pfizer and Moderna (2 doses) and Johnson & Johnson (single dose) are calculated accordingly
- Each county is depicted by a colored circle, and the relative position of each corresponds to the proportion vaccinated. Actual numbers (count) are included in parenthesis.
- Data described from Dec 15, 2020 - May 3, 2021. All residents of the seven counties over 16 years are included.
- **Overall, 41.1% of the eligible population in Two Rivers Health District is now fully vaccinated.**

Vaccinations of Eligible Population in TRPHD

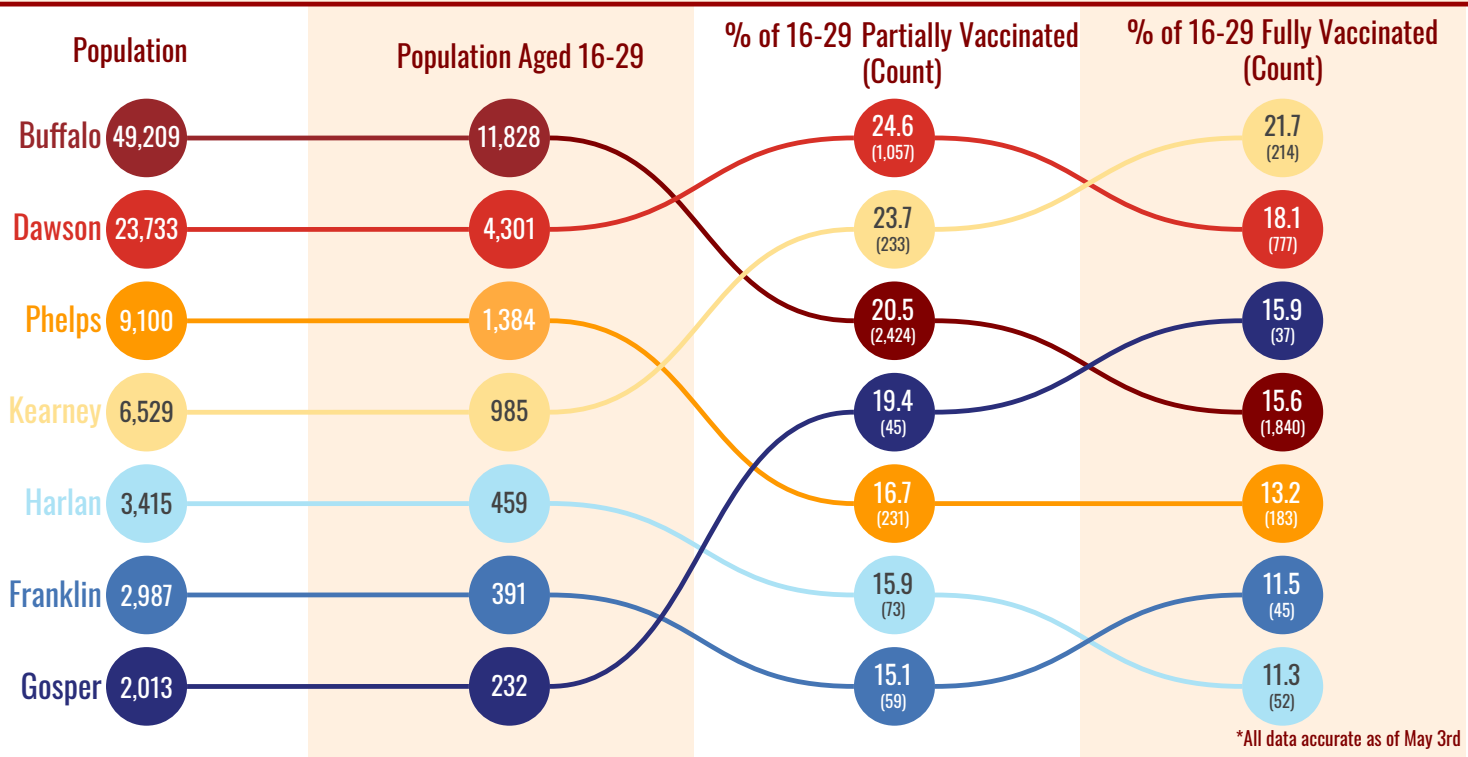


*All data accurate as of May 3rd



- Vaccine formulations by Pfizer and Moderna (2 doses) and Johnson & Johnson (single dose) are calculated accordingly
- Each county is depicted by a colored circle, and the relative position of each corresponds to the proportion vaccinated. Actual numbers (count) are included in parenthesis.
- Data is described from Dec 15, 2020 - May 3, 2021. All residents of the seven counties aged 16-29 years are included.
- **Overall, 16.1% of those aged 16-29 years in Two Rivers Health District is now fully vaccinated.**

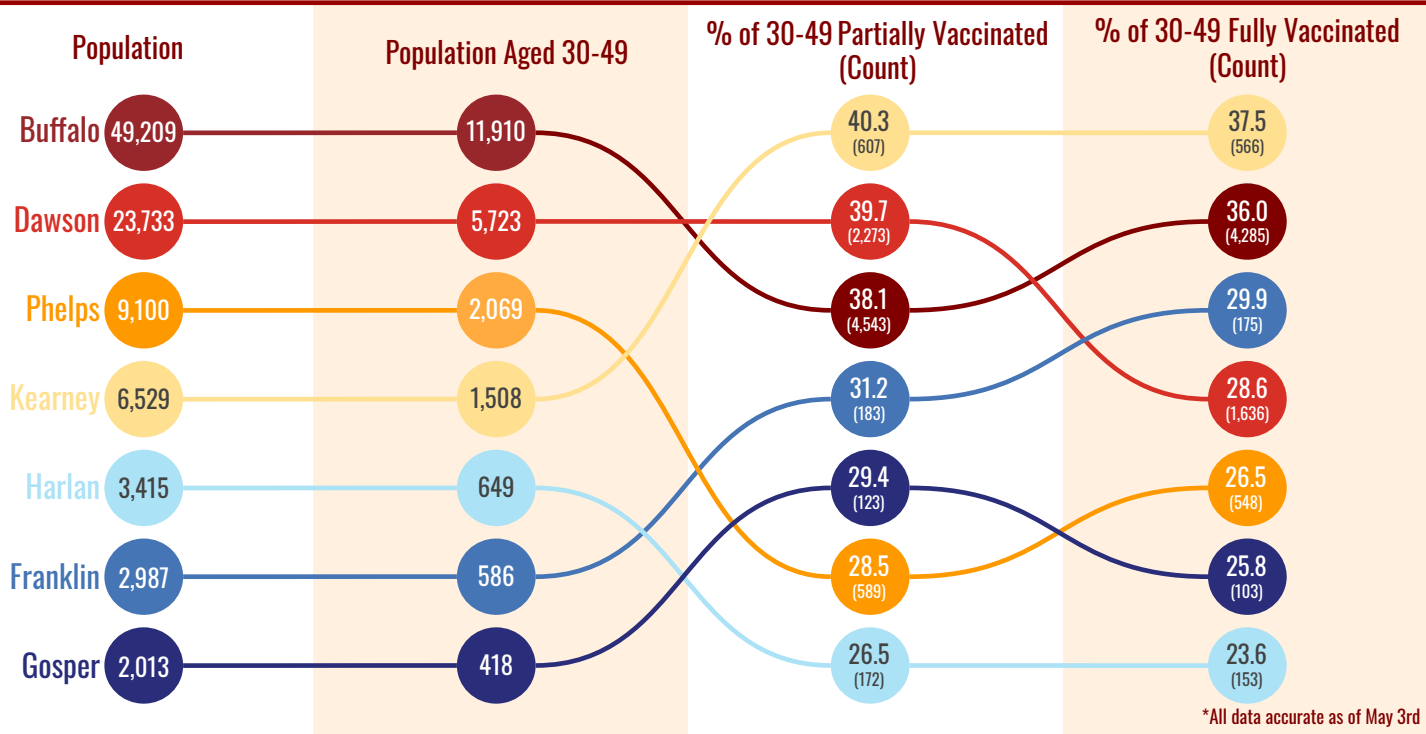
Vaccinations of 16-29 in TRPHD





- Vaccine formulations by Pfizer and Moderna (2 doses) and Johnson & Johnson (single dose) are calculated accordingly
- Each county is depicted by a colored circle, and the relative position of each corresponds to the proportion vaccinated. Actual numbers (count) are included in parenthesis.
- Data is described from Dec 15, 2020 - May 3, 2021. All residents of the seven counties aged 30-49 years are included.
- **Overall, 32.9% of those aged 30-49 years in Two Rivers Health District is now fully vaccinated.**

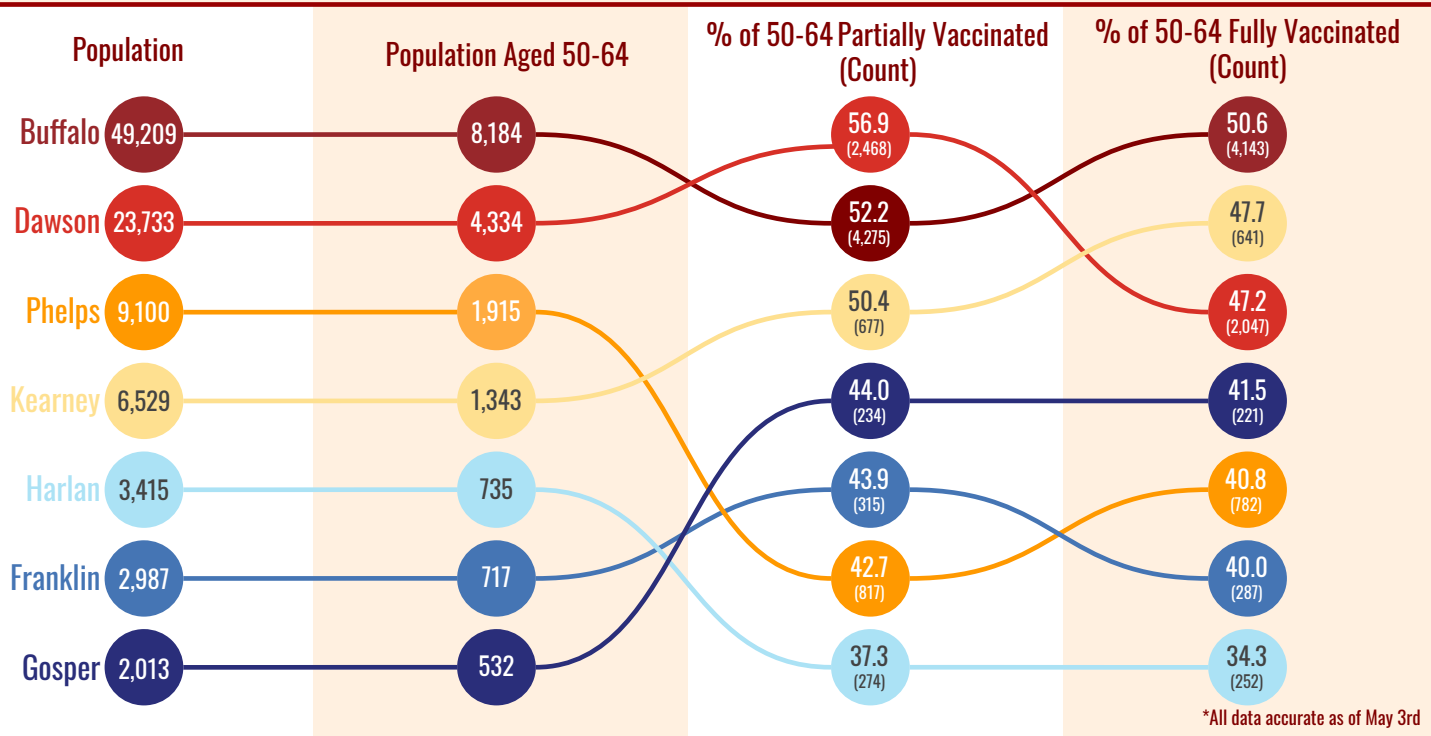
Vaccinations of 30-49 in TRPHD





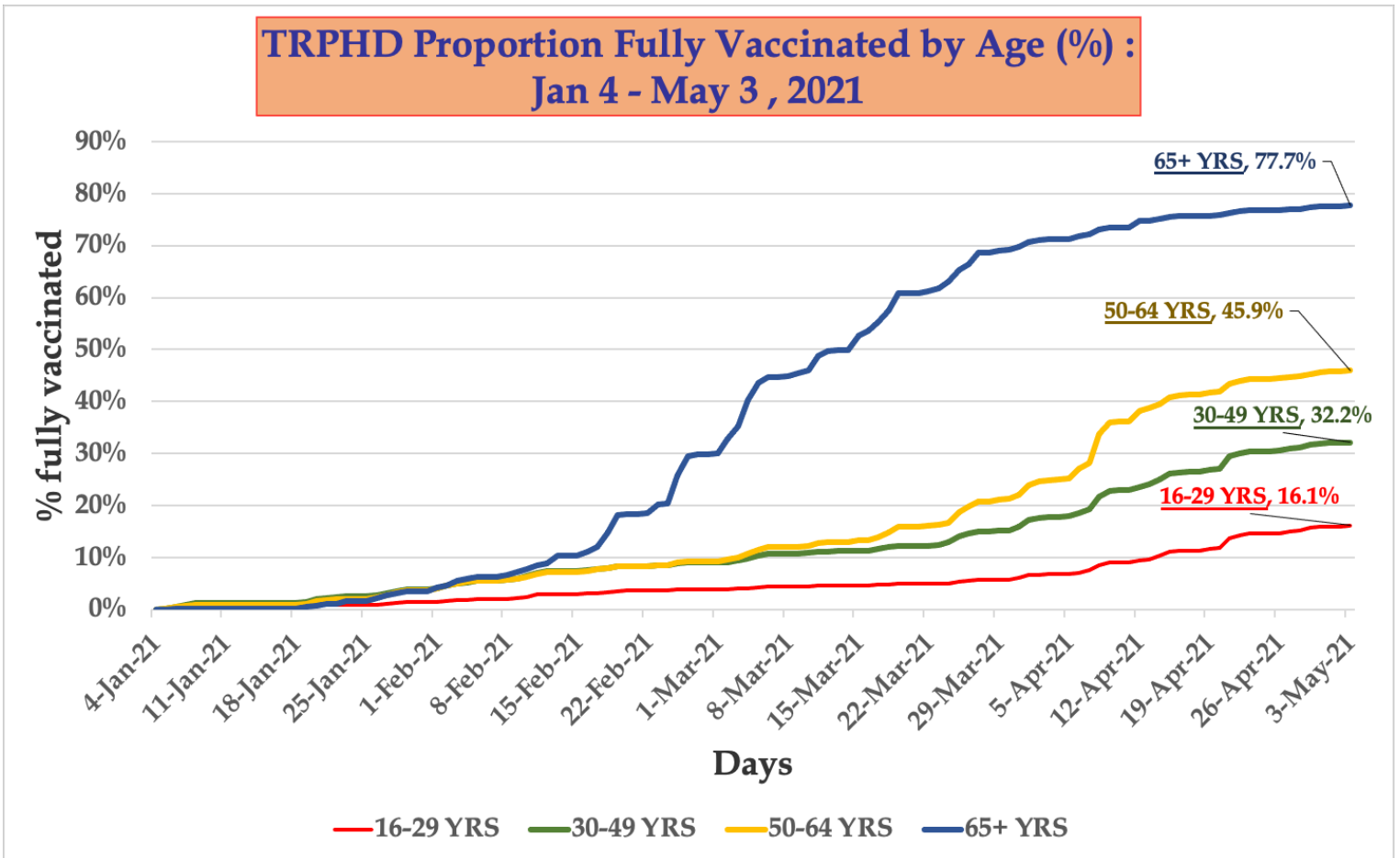
- Vaccine formulations by Pfizer and Moderna (2 doses) and Johnson & Johnson (single dose) are calculated accordingly
- Each county is depicted by a colored circle, and the relative position of each corresponds to the proportion vaccinated. Actual numbers (count) are included in parenthesis.
- Data is described from Dec 15, 2020 - May 3, 2021. All residents of the seven counties aged 50-64 years are included.
- **Overall, 46% of those aged 50-64 years in Two Rivers Health District is now fully vaccinated.**

Vaccinations of 50-64 in TRPHD



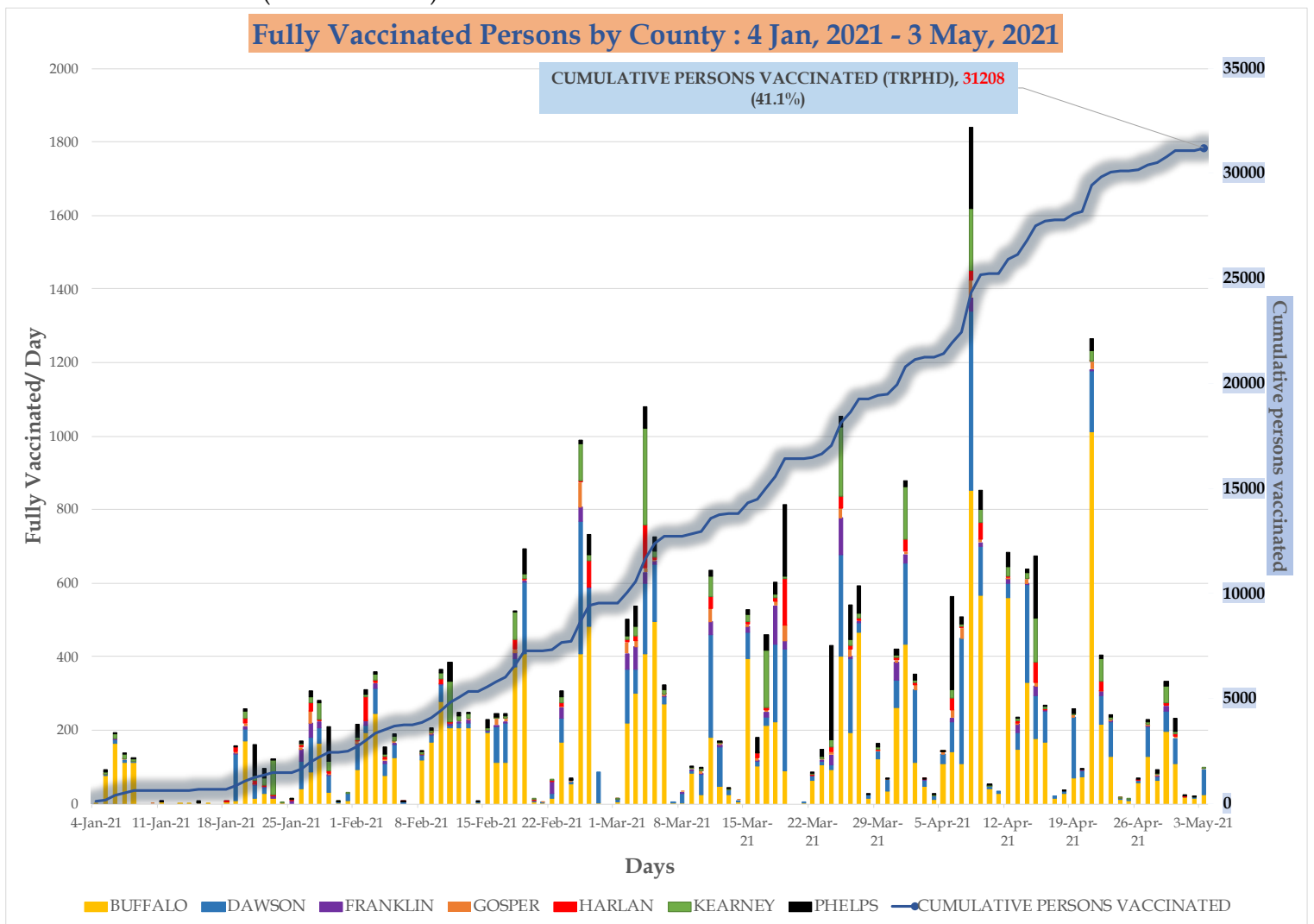


- The graph describes **the proportion of fully vaccinated persons in TRPHD by age** from January 4 - May 3, 2021.
- The line describes the running percentage of total persons fully vaccinated each day over the past 17 weeks in each category
- The proportion of TRPHD residents from each age group (16-29, 30-49, 50-64, 65+ years) that are fully vaccinated is represented by each line.





- The graph describes **all fully vaccinated residents** of Two Rivers Health District by county from January 4, 2021 – May 3, 2021 Also described are the **total (cumulative) persons vaccinated** in TRPHD.
- The first person recorded as ‘fully vaccinated’ was on January 4, 2021. Over the next 17 weeks, over 31,000 people joined her to be fully vaccinated.
- The percentages shown are the daily proportion of all persons who are fully vaccinated on that day in that age group. The different colors correspond to the county of residence (see legend)
- The running line depicts the cumulative number of residents who are fully vaccinated in the district. (scale on z-axis)





APPENDIX 1

Background

The Two Rivers Public Health Department (TRPHD) covers 7 counties in central Nebraska, reaching 97,132 people who live and work in the health district spread across roughly 4663 square miles. Over three quarters of residents live in Buffalo and Dawson county, a tenth live in Phelps county, and the remaining 15% is spread somewhat comparably among the four counties of Kearney, Harlan, Franklin and Gosper in decreasing order of population. The largest cities are Holdrege (pop. 5408), Lexington (pop. 10115) and Kearney (pop. 33867) meaning that well over half the residents of TRPHD live in three cities, and over a third are in Kearney alone. The population of all 7 counties in TRPHD are shown below.

County	Population
Buffalo	49,659
Dawson	23,595
Franklin	2,979
Gosper	1,990
Harlan	3,380
Kearney	6,495
Phelps	9,034
TRPHD total	97,132
Nebraska state	1,934,408
United States	328,239,523

Vaccine-eligible population

The total COVID-19 vaccine-eligible population of Two Rivers Health District is about 76,002. This includes all residents over the age of 16 years living in the seven counties that make up the district. The table below describes the eligible population in each of the seven counties divided by age category.

	16-29 YRS	30-49 YRS	50-64 YRS	65+ YRS	TOTAL(16+ YRS)
TRPHD	19580	22863	17760	15799	76002
BUFFALO	11828	11910	8184	6863	38785
DAWSON	4301	5723	4334	3696	18054
FRANKLIN	391	586	717	809	2503
GOSPER	232	418	532	526	1708
HARLAN	459	649	735	845	2688
KEARNEY	985	1508	1343	1239	5075
PHELPS	1384	2069	1915	1821	7189