



PEOPLE, PROGRAMS, AND OPPORTUNITIES



Contact Us

Website : www.trphd.ne.gov

Address : 516 W. 11 St. Suite 108B
Kearney NE, 68845

Phone : 888-669-7154



Our Vision

TRPHD

envisioning a health district where all are able to safely and actively live, learn, work and play in their communities. Two Rivers Public Health Department facilitates collaborative, partnerships, and unique approaches that **educate, empower, and engage** local community partners, health providers, political decision-makers, community leadership, and the public

In short...

Healthier communities for all!

Two Rivers Public Health

Department engages collaborative partners, community leaders, and the public to promote **healthy lifestyles**, provide **preventative education**, assure **environmental quality**, and create more healthy and safe communities for all who live within the district.

Our Mission

A little History

1867 NE becomes a state

1867 Local BOH's established

1891 First statewide BOH established

1930 County Health Departments established

1964 Migrant Health Program established

1973 School immunization becomes mandatory

1988 Core Functions of Public Health Developed

1999 1st Community Health Improvement Plan Approved

2001 \$11 million to expanded 22 counties into 93 counties with public health systems in NE.

2004 Enter TRPHD

2005 Public Health Emergency Preparedness Program Begins

2012 LifeSmiles Dental Program Begins

2019 Immunization Program Begins

2020 COVID



Leadership

It is heartening to witness the continued support for public health initiatives in Nebraska. We thank each and every individual who has contributed. Public health is a crucial aspect of our society, and it plays a significant role in ensuring the well-being of our communities. From ensuring access to healthcare services for everyone to education on just about anything you can think of, public health initiatives have been instrumental in improving the health outcomes for Nebraskans. So we thank you for your support, time, and efforts!

**Jeremy
Eschliman**



*Health
Director*

**Aravind
Menon**



Epidemiologist

**Jacki
Haley**



*Clinical Section
Manager*

**Jesse
Valenti**



*Finance
Manager*

**Katie
Mulligan**



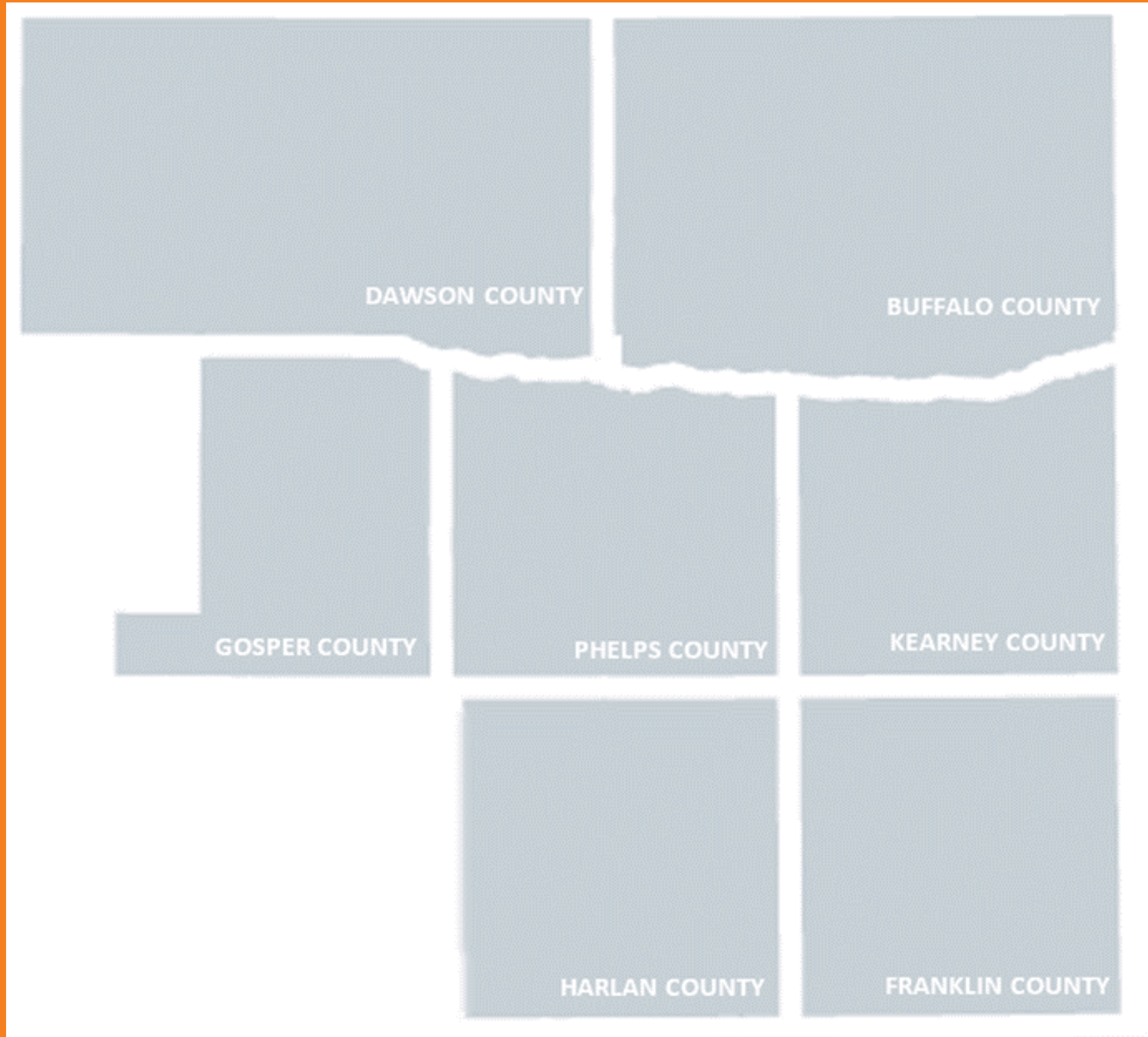
*Planning Section
Manager*

**Taylor
Gomez**



*Community
Health Section
Manager*

Now We Serve



7 Counties

- Population: 97,706
 - Buffalo: 50,084
 - Dawson: 24,111
 - Phelps: 8,968
 - Kearney: 6,688
 - Harlan: 3,073
 - Franklin: 2,889
 - Gosper: 1,893

4,626 Square Miles

Open BOH Positions



**Harlan County
Public Citizen**



**Franklin County
Public Citizen**



**Minority Health
Representative**



Dentist

Programs

poisoning prevention program
vaccine equity
children health
collaboratives
chronic disease prevention
childhood lead poisoning
disease surveillance
environmental health
emergency response
minority health initiative
west nile virus
health education
transmitted infection investigation
health disparity
accredited
lead poisoning prevention
immunization
worksite wellness
opioid prevention
environmental testing
health check
lifesmiles dental program
radon
covid testing
dental program
dental vaccine
health equity



UNK student-led survey:

**Healthcare Knowledge,
attitudes and practices
among TRPHD residents**

Survey Breakdown

- Survey conducted by UNK students “Introduction to Epidemiology”
 - Survey administered by students, respondents adult TRPHD residents
 - Minimal diversity in sample incentivized (age, gender, residence)
- Survey dealt with following issues:
 - Q1-9: Sociodemographic Background (age, gender, residence, race/ethnicity, household details)
 - Q10-13: Personal Health & Service Utilization History
 - Q14-20: Community Health Assessment, Preventive Health Behaviors
 - Q21: Mental Health Symptoms (matrix)
 - Q22-24: Health Information Access and Utilization
 - Q25-27: COVID Vaccination Behavior

City and County by Residence

	Buffalo	Dawson	Franklin	Gosper	Harlan	Kearney	Phelps	Outside TRPHD	Total
Amherst	1	0	0	0	0	0	0	0	1
Atlanta	0	0	0	0	0	0	1	0	1
Axtell	0	0	0	0	0	7	0	0	7
Campbell	0	0	1	0	0	0	0	0	1
Cozad	0	10	0	0	0	0	0	0	10
Elm Creek	1	1	0	0	0	0	0	0	2
Elwood	0	0	0	1	0	0	0	0	1
Franklin	0	0	2	0	0	0	0	0	2
Funk	0	0	0	0	0	0	2	0	2
Gibbon	3	0	0	0	0	0	0	0	3
Gothenburg	0	3	0	0	0	0	0	0	3
Heartwell	0	0	0	0	0	1	0	0	1
Holdrege	0	0	0	0	0	0	12	0	12
Kearney	270	1	0	0	0	26	0	1	298
Lexington	0	16	0	0	0	0	0	0	16
Minden	0	0	0	0	0	13	0	0	13
Odessa	1	0	0	0	0	0	0	0	1
Pleasanton	2	0	0	0	0	0	0	0	2
Ravenna	1	0	0	0	0	0	0	0	1
None of the above	0	0	0	0	0	0	0	13	13
Total	279	31	3	1	0	47	15	14	390

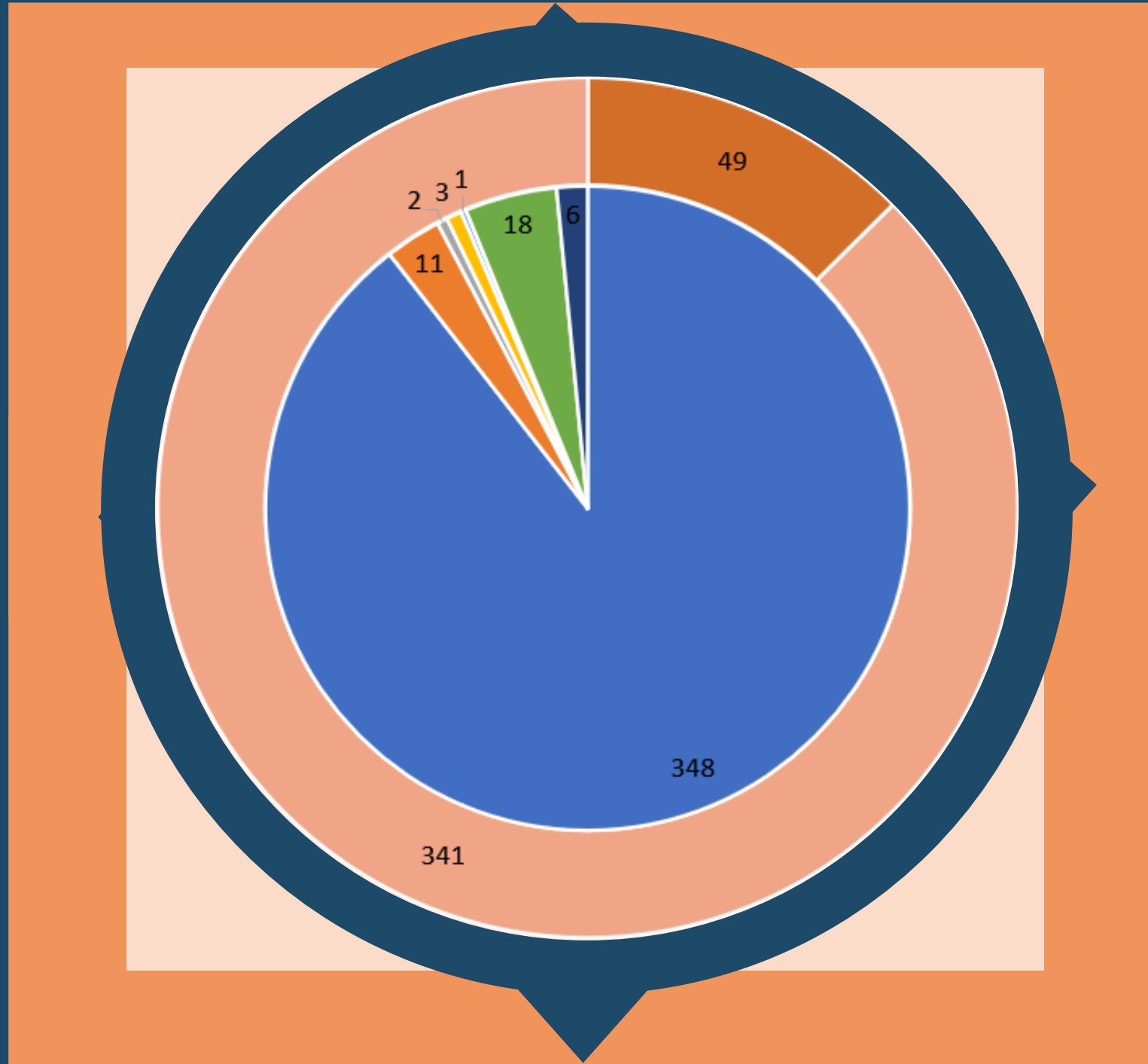
- Overwhelmingly Kearney city, Buffalo
- No respondents from Harlan county
- Lexington, Holdrege, Minden other cities

Age Demographic

- Age in 5-year categories.
- Oversampling of 18-29 year olds (~75%).
- Underrepresentation of older residents.

Age (categories)	Frequency	%
0 – 17 years	1	0.3%
18 – 19 years	81	20.8%
20 – 24 years	187	48.1%
25 – 29 years	26	6.7%
30 – 34 years	12	3.1%
35 – 39 years	11	2.8%
40 – 44 years	9	2.3%
45 – 49 years	17	4.4%
50 – 54 years	12	3.1%
55 – 59 years	10	2.6%
60 – 64 years	5	1.3%
65 – 69 years	5	1.3%
70 – 74 years	6	1.5%
75 – 79 years	5	1.3%
80 – 85 years	0	0.0%
85 – 89 years	2	0.5%
Total	389	100%

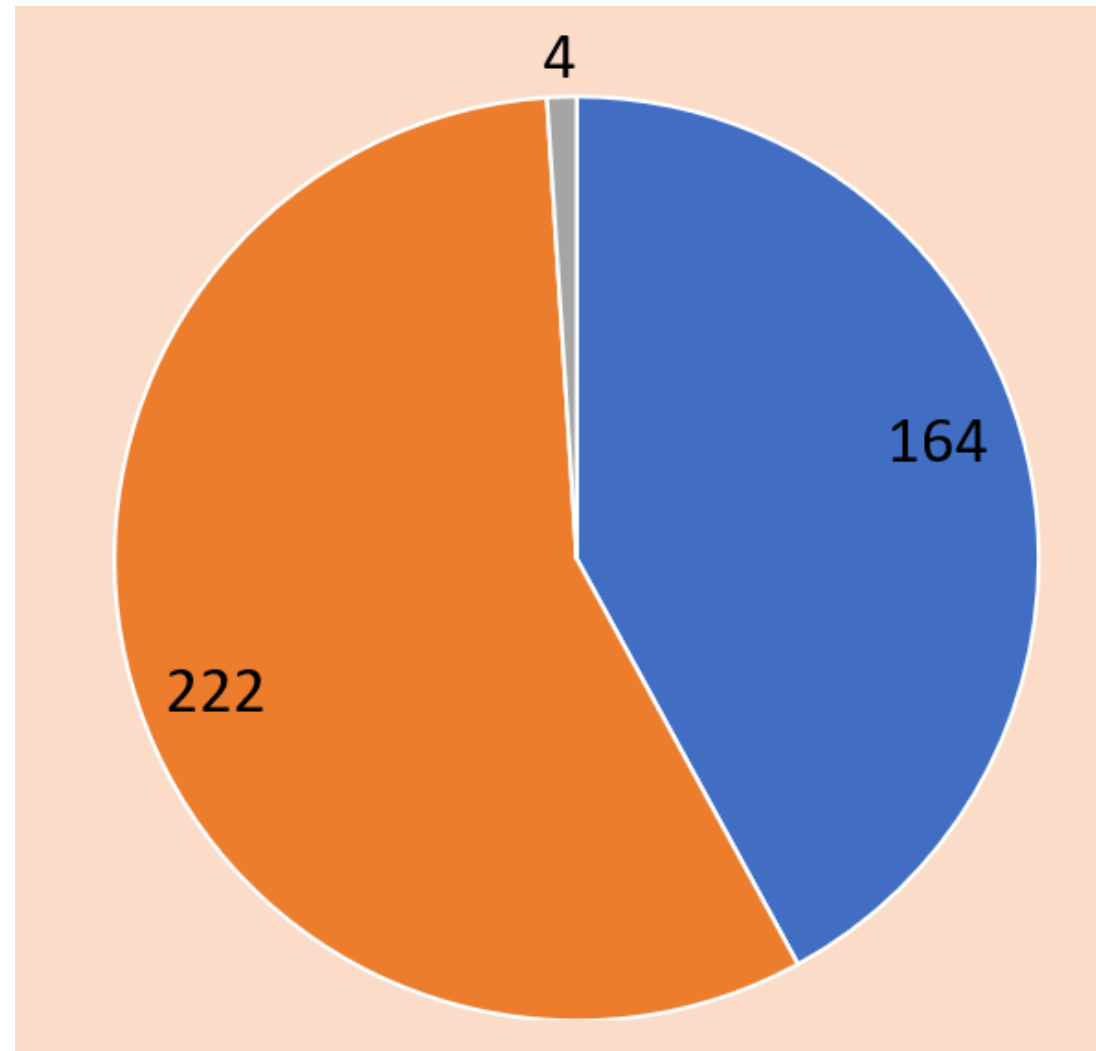
Disease Surveillance



Total Number of Respondents by Race and Ethnicity

- White
 - Black or African American
 - Native American or Alaska Native
 - Asian
 - Native Hawaiian or Pacific Islander
 - Two or more races
 - Other
-
- Hispanic or Latino
 - Not Hispanic or Latino

Gender

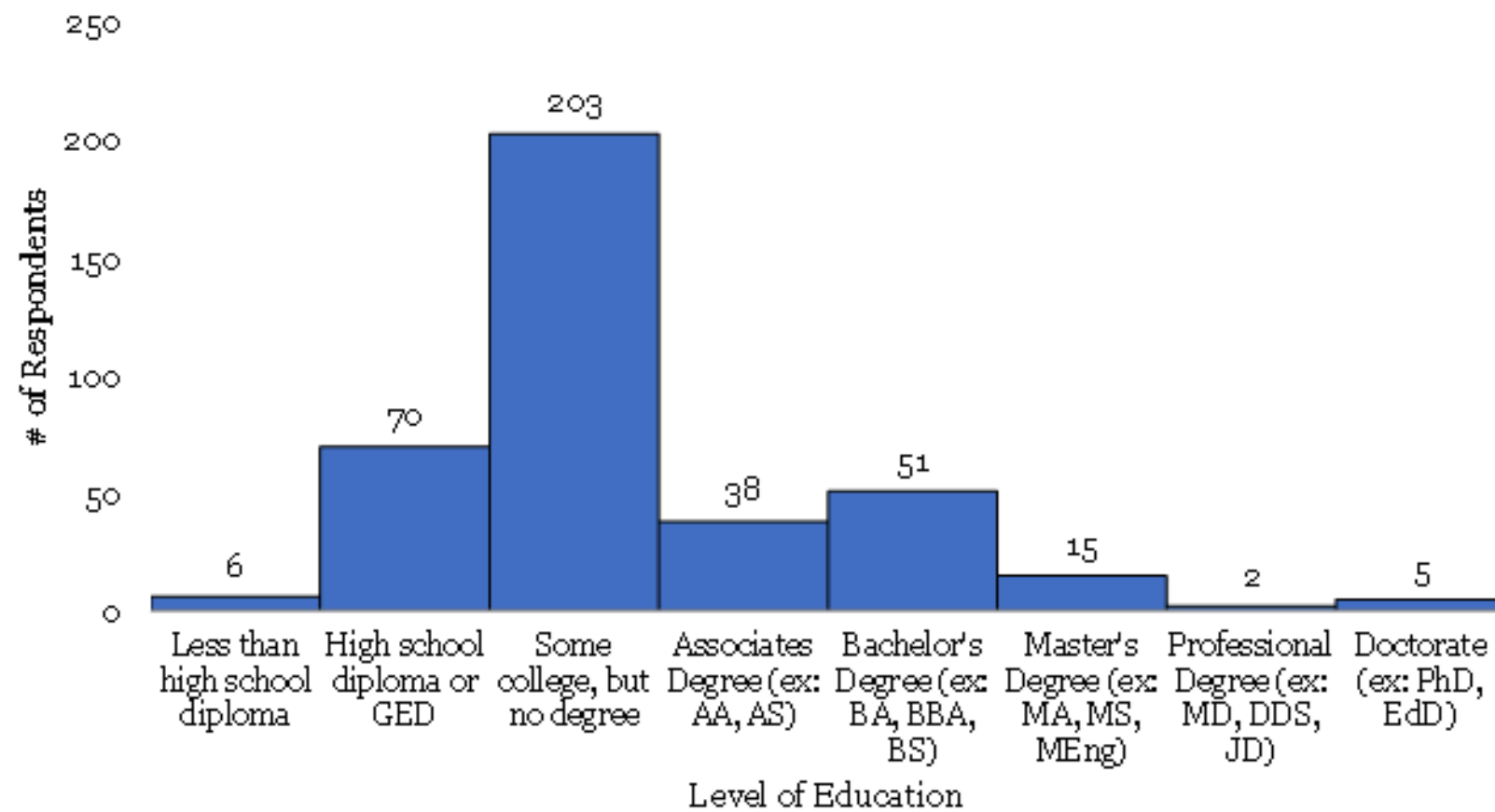


Total Number of Respondents by Gender

- Male
- Female
- Non-binary

Education and Occupation

What is the highest degree or level of school you have completed?



- Exactly half (195) of all responses to the survey identified as a student.
- 41% of responses identified as being employed for wages and 2% self-employed.
- 5% of respondents were retired.

Top 3 Health Issues in TRPHD

Top three most important "health problems" in our community?	Frequency	%
Mental health issues	198	18%
Substance misuse or alcohol/drug misuse	184	16%
Diabetes/Metabolic disorders (e.g. Obesity)	144	13%
Food quality and access to healthy nutrition/Lack of exercise and physical activity	124	11%
Challenges to accessing healthcare (distance, time, cost)	119	11%
Cancer	117	10%
Heart disease	115	10%
Environmental issues and pollution (drought, air quality, water quality, pollution)	52	5%
Injuries, accidents, falls	48	4%
Chronic lung disease	19	2%
Prefer not to answer	3	0%
Other (please specify)	1	0%
Total	1125	100%

- Chronic lung disease least concerning health problem, mental health issues the most
- Over 90% of respondents had health insurance, healthcare access was seen as challenging by about 8% of respondents.

Conditions Affecting Health

- Of those who suffered from an illness, 72% sought healthcare for their condition.
 - 93% of these people reported being satisfied with their services.
 - Of those who were not, 27% stated it was due to their doctor not providing the type of care they needed.

In the last 1 year, have you suffered from any of the following conditions?	Frequency	%
Mental health disorders (Depression, anxiety disorder, etc.)	78	16%
Asthma/COPD/Other chronic respiratory illness	42	9%
Injuries, falls, accidents	41	8%
Infectious Respiratory Illnesses	36	7%
Arthritis/Other autoimmune disorders	32	7%
Diabetes/Thyroid disease/Other endocrinological disorders	24	5%
Pregnancy/Childbirth	9	2%
Heart disease (Aortic disease, coronary heart disease, etc.)	8	2%
Oral disease/Poor oral health	7	1%
Other (please specify)	7	1%
Cancer/Tumor (including skin cancers)	3	1%
Prefer not to say	3	1%
I do not suffer from any of the following illnesses	200	41%
Total	490	100%

Top 3 Preventive Health Measures



What do you think are your top three preventative health behaviors you have engaged in the last year?	Frequency	%
Be physically active for more than 60 minutes a week	235	21%
Make healthy food choices	197	18%
Avoid drugs	131	12%
Get preventive health screenings/vaccinations	125	11%
Get enough sleep	119	11%
Practice selfcare for mental wellness/practice meditation or other mindfulness techniques/engage in positive social interactions	117	10%
Practice safe driving initiatives (seat belt use, avoid texting and driving, etc.)	79	7%
Avoid alcohol	70	6%
Practice safe sex (contraceptive use, being aware of partner's STI status)	48	4%
Prefer not to say	6	1%
Other (please specify)	1	0%
Total	1128	100%

- 87% reported involvement in activities like running calisthenics, golf, gardening, or walking for exercise
- 62% reported exercise for 20+ minutes daily, over 1/4th report 3+ servings of fruits and vegetables daily

Public Health Information

- Over 1/4th of sample accessed information through either social media, friends and family
 - Of note is responses from a largely younger, educated sample.
 - Low degree of faith in government agencies
 - Low levels of physician confidence likely linked to younger age of respondents

How do you access information about your personal health and health of your community?	Frequency	%
Friends and family	224	22%
Social media	193	19%
Physicians or healthcare provider	188	18%
Media (TV, print, radio, online)	176	17%
College training and work experience	97	9%
Co-workers	94	9%
CDC, NIH other federal and state health agencies	61	6%
Prefer not to say	5	0%
Other (please specify)	2	0%
TOTAL	1040	100%

COVID Vaccination

COVID Vaccination Status	18-24 yrs	25-49 yrs	50-64 yrs	65+ yrs	TOTAL
Not vaccinated	30%	28%	15%	21%	28%
Partially vaccinated (one dose of two-dose regimen)	6%	7%	22%	5%	7%
Fully vaccinated + no booster shot	27%	24%	4%	11%	24%
Fully vaccinated + at least 1 booster shot	36%	38%	56%	63%	39%
Prefer not to say	2%	4%	4%	0%	2%
TOTAL	100%	100%	100%	100%	100%

- Over 30% of persons under 30 years were unvaccinated
- Less than 10% of those over 50 years were unvaccinated
- 36% of all men were unvaccinated, compared to only 22% of women
- Over 1/3rd reported not trusting vaccine information
- Around 40% fully vaccinated with at least one booster

Next Steps

- **Community Health Assessment (TRPHD) – Summer 2024**
- **Community Health Needs Assessment with healthcare partners/non-profits**
- **Kearney County Health System, Gothenburg Health, CHI Good Sam, Kearney Regional Medical Center**
- **Median time taken to complete survey was 7 ½ minutes**
- **Administered by student researcher, part of course curriculum**
- **Over 80% congruence between surveys, pooled results to be presented to board after compilation and analysis**
- **Consider comparison with public datasets and cross-analysis**



**THANK
YOU**