



COVID-19 Vaccination Report – Two Rivers Health District : Dec 15 – May 25, 2021

The graphs depict the current status of COVID-19 vaccination in Two Rivers Public Health District (TRPHD) as of May 11, 2021. This includes residents of **Buffalo, Dawson, Franklin, Gosper, Harlan, Kearney & Phelps** counties (97,132). Of these, 81,216 persons are currently eligible for the vaccine (aged 12 years or more)¹. From this week on, we will be reporting vaccinated numbers by total population in TRPHD, to have a better sense of the overall vaccine coverage in the community.

- Graphs 1 & 2 show relative number of **residents of each county** who have received one or two shots of the vaccine from **Dec 15, 2020 – Mar 24, 2021**.
 - **Graph 1** shows the number of TRPHD residents (all ages) per county, and orders counties by decreasing percentage of persons who received one or two doses of the vaccine.
 - **Graphs 2-6** shows the number of persons **aged 0-17, 18-29, 30-49, 50-64 & 65+ years** in TRPHD, and orders each county by decreasing percentage of persons who received one dose and those fully vaccinated.
- **Graph 5** shows the weekly first doses of COVID vaccine received by residents of Two Rivers Health District aged **0-17, 18-29, 30-49, 50-64 & 65+ years**

Key Takeaways

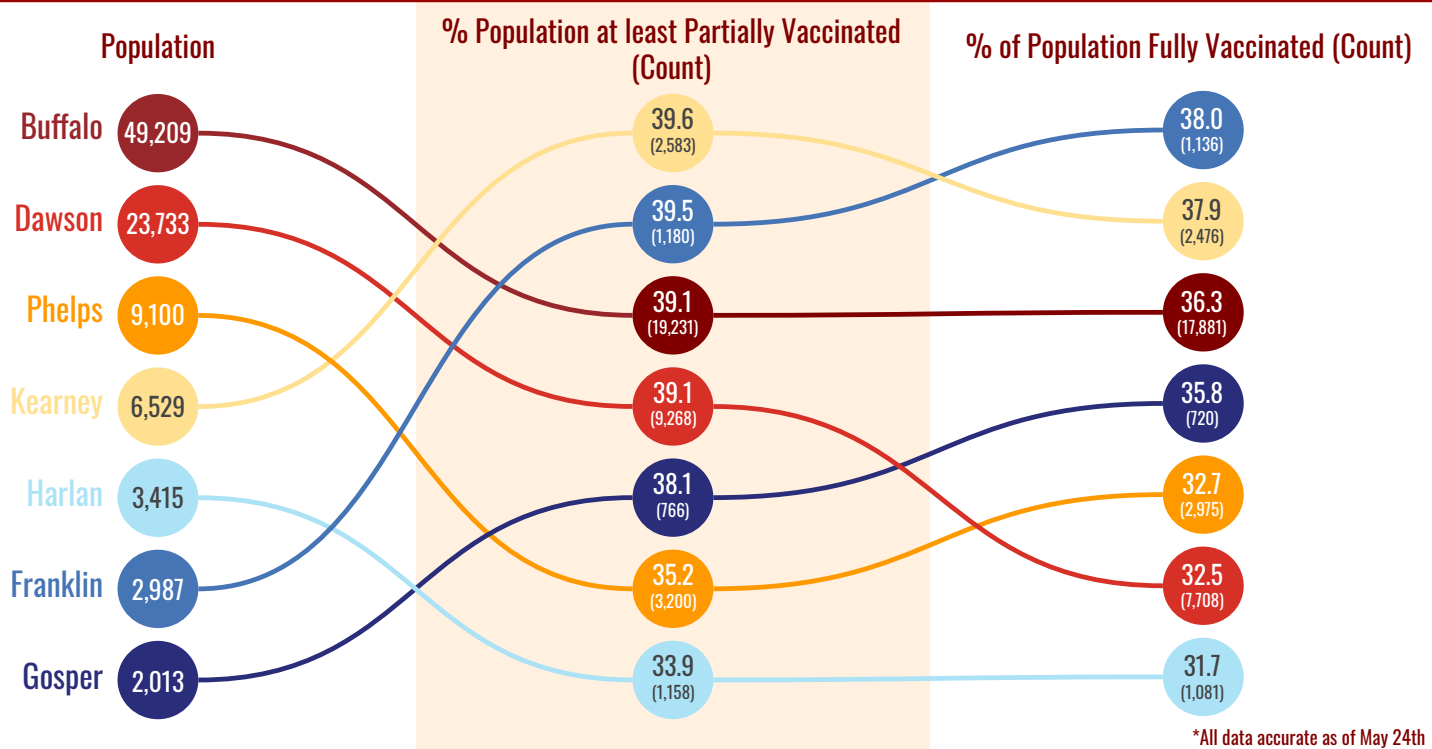
1. *As of May 25, 2021, 34.9% of TRPHD's total population (aged 0 years and over) has been fully vaccinated. This figure is lower than previous weeks because of the addition of younger age groups to eligible residents (children 12-15 years added to eligible list from the previous week).*
2. *Only about a fifth of those aged 18-29 years are fully vaccinated, compared to almost 80% of those over 65 years.*
3. *The average number of persons receiving their first doses decreased across all age groups except 0-17 years, in spite of expanded age restrictions and wider availability across the district.*
4. *The availability of vaccines at walk-in pharmacies has increased vaccination rates, especially among residents aged 16-29 years. However, the dramatic drop in vaccine doses provided by clinics and hospitals has slowed the pace of vaccination across the district.*
5. *Two Rivers Health Department has scheduled mass vaccination clinics at multiple sites across the seven counties to distribute vaccines and to focus on areas of potential shortfall. Those eligible for the vaccine are advised to refer to the vaccination clinic schedule at www.trphd.org*

¹ For details on eligible persons by county, see appendix 1



- Vaccine formulations by Pfizer and Moderna (2 doses) and Johnson & Johnson (single dose) are calculated accordingly
- Each county is depicted by a colored circle, and the relative position of each corresponds to the proportion vaccinated. Actual numbers (count) are included in parenthesis.
- Data described from Dec 15, 2020 – May 25, 2021. All residents of the seven counties years are included.
- **Overall, 34.9% of the total population in Two Rivers Health District is now fully vaccinated.**

Vaccinations of Population in TRPHD

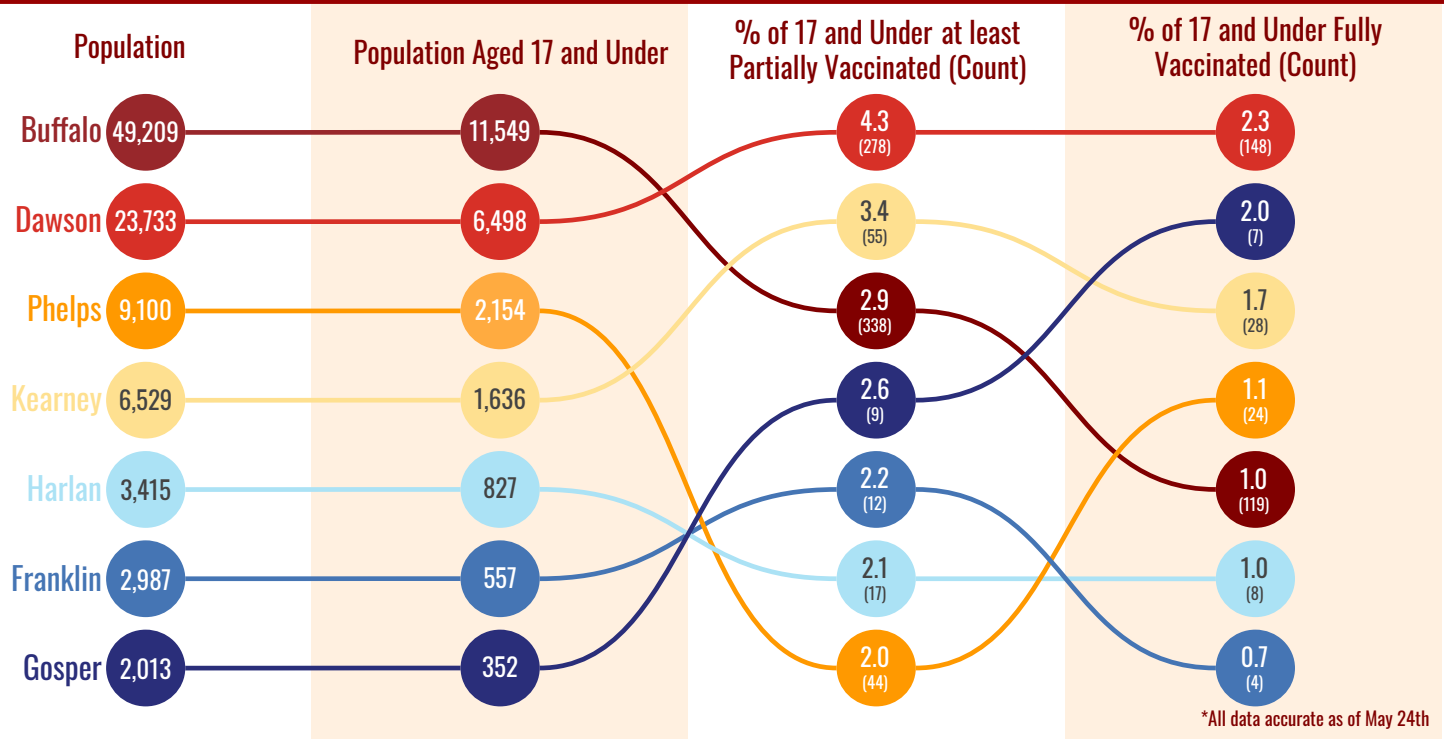


*All data accurate as of May 24th



- Vaccine formulations by Pfizer and Moderna (2 doses) and Johnson & Johnson (single dose) are calculated accordingly
- Each county is depicted by a colored circle, and the relative position of each corresponds to the proportion vaccinated. Actual numbers (count) are included in parenthesis.
- Data is described from Dec 15, 2020 - May 25, 2021. All residents of the seven counties aged 0-17 years are included.
- **Overall, 1.5% of those aged 0-17 years in Two Rivers Health District are now fully vaccinated.**

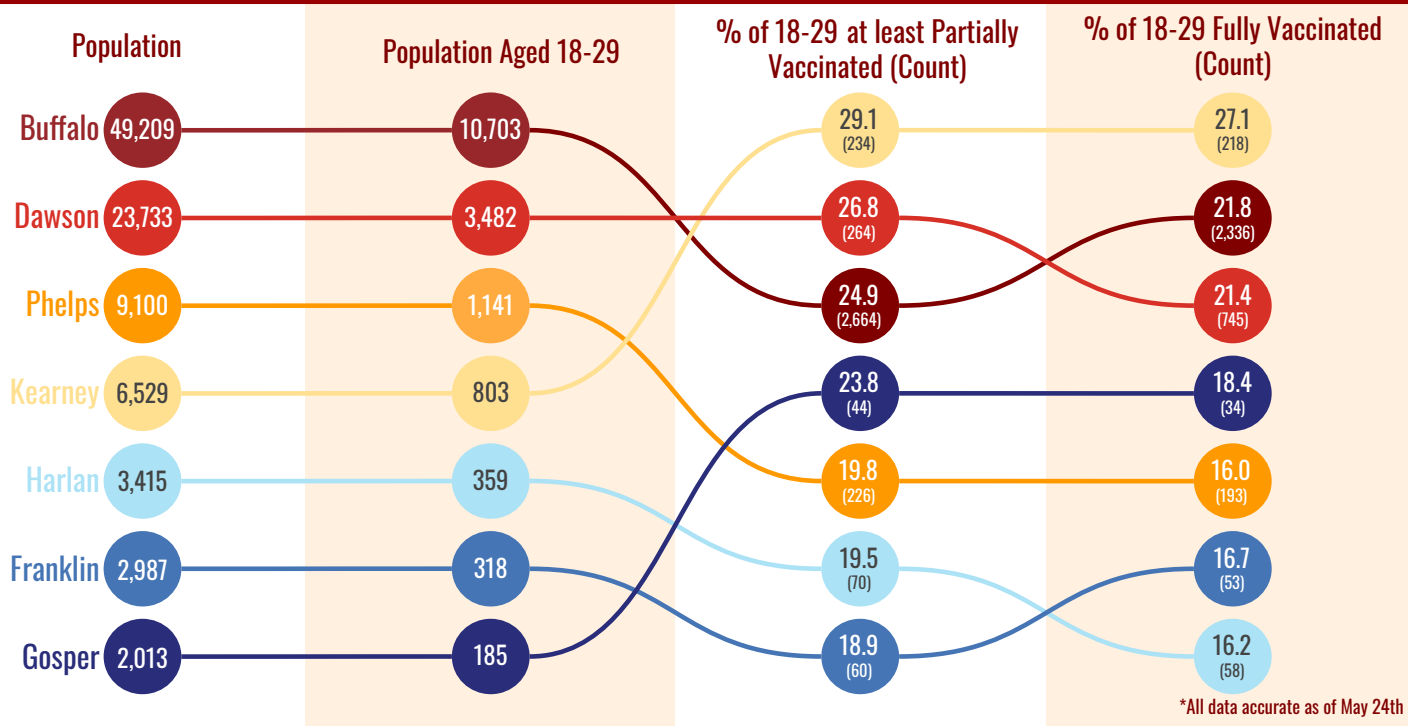
Vaccinations of 17 and Under in TRPHD





- Vaccine formulations by Pfizer and Moderna (2 doses) and Johnson & Johnson (single dose) are calculated accordingly
- Each county is depicted by a colored circle, and the relative position of each corresponds to the proportion vaccinated. Actual numbers (count) are included in parenthesis.
- Data is described from Dec 15, 2020 - May 25, 2021. All residents of the seven counties aged 18-29 years are included.
- Overall, 21.6% of those aged 18-29 years in Two Rivers Health District are now fully vaccinated.

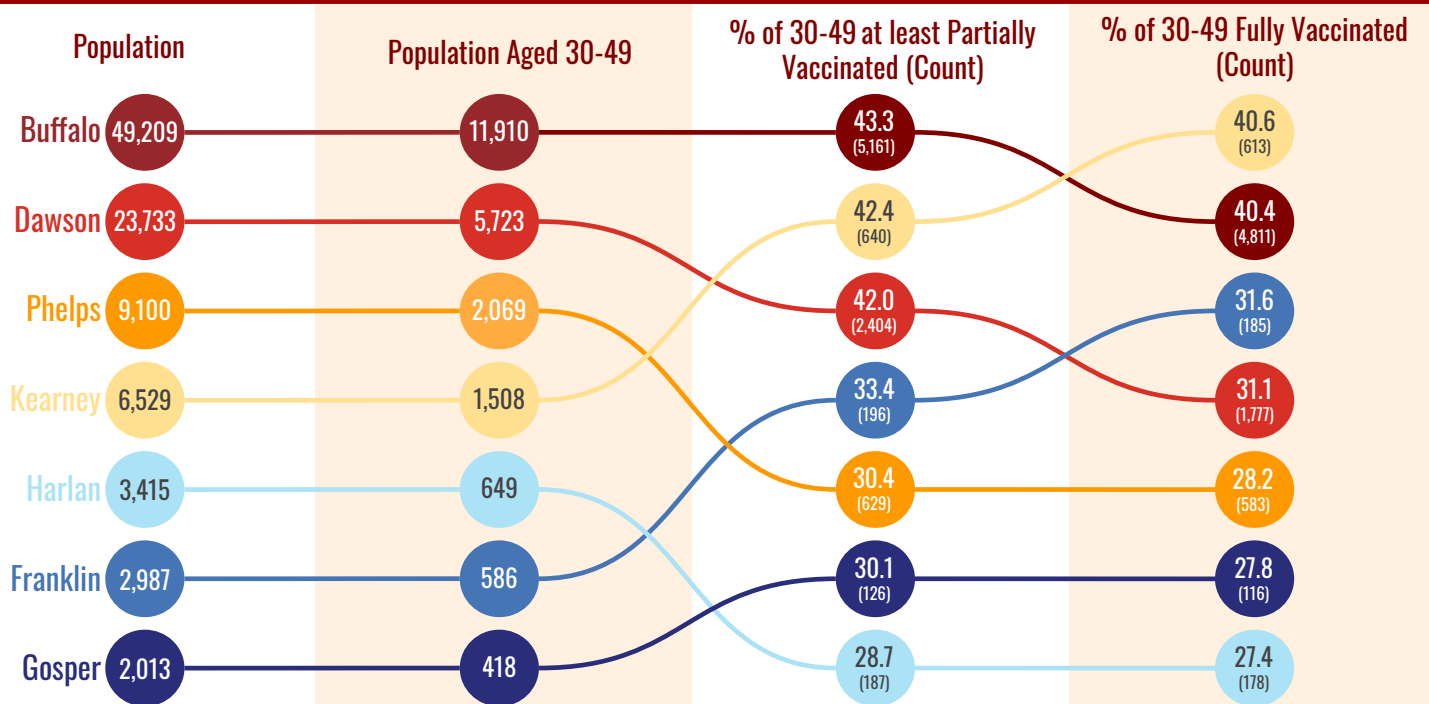
Vaccinations of 18-29 in TRPHD





- Vaccine formulations by Pfizer and Moderna (2 doses) and Johnson & Johnson (single dose) are calculated accordingly
- Each county is depicted by a colored circle, and the relative position of each corresponds to the proportion vaccinated. Actual numbers (count) are included in parenthesis.
- Data is described from Dec 15, 2020 - May 25, 2021. All residents of the seven counties aged 30-49 years are included.
- **Overall, 36.3% of those aged 30-49 years in Two Rivers Health District are now fully vaccinated.**

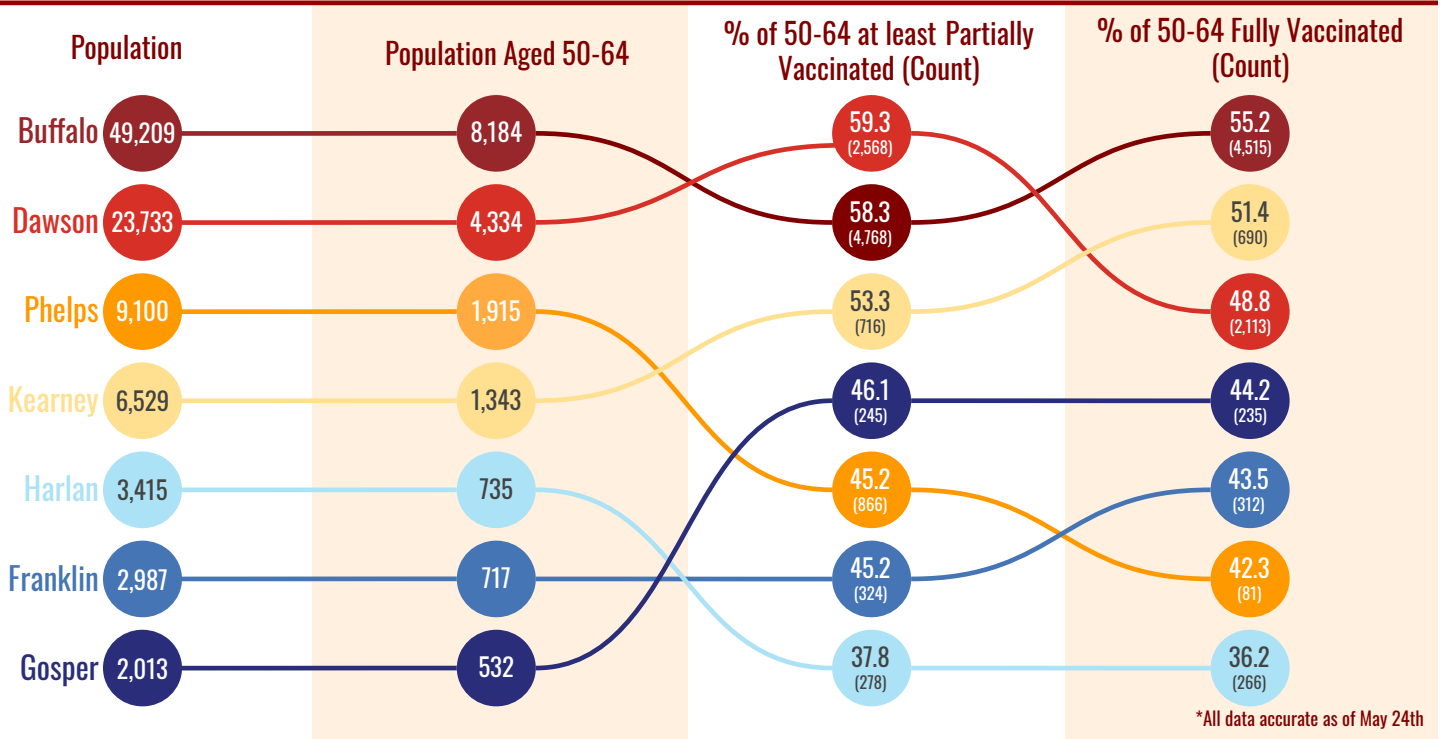
Vaccinations of 30-49 in TRPHD





- Vaccine formulations by Pfizer and Moderna (2 doses) and Johnson & Johnson (single dose) are calculated accordingly
- Each county is depicted by a colored circle, and the relative position of each corresponds to the proportion vaccinated. Actual numbers (count) are included in parenthesis.
- Data is described from Dec 15, 2020 – May 25, 2021. All residents of the seven counties aged 50-64 years are included.
- **Overall, 50.2% of those aged 50-64 years in Two Rivers Health District are now fully vaccinated.**

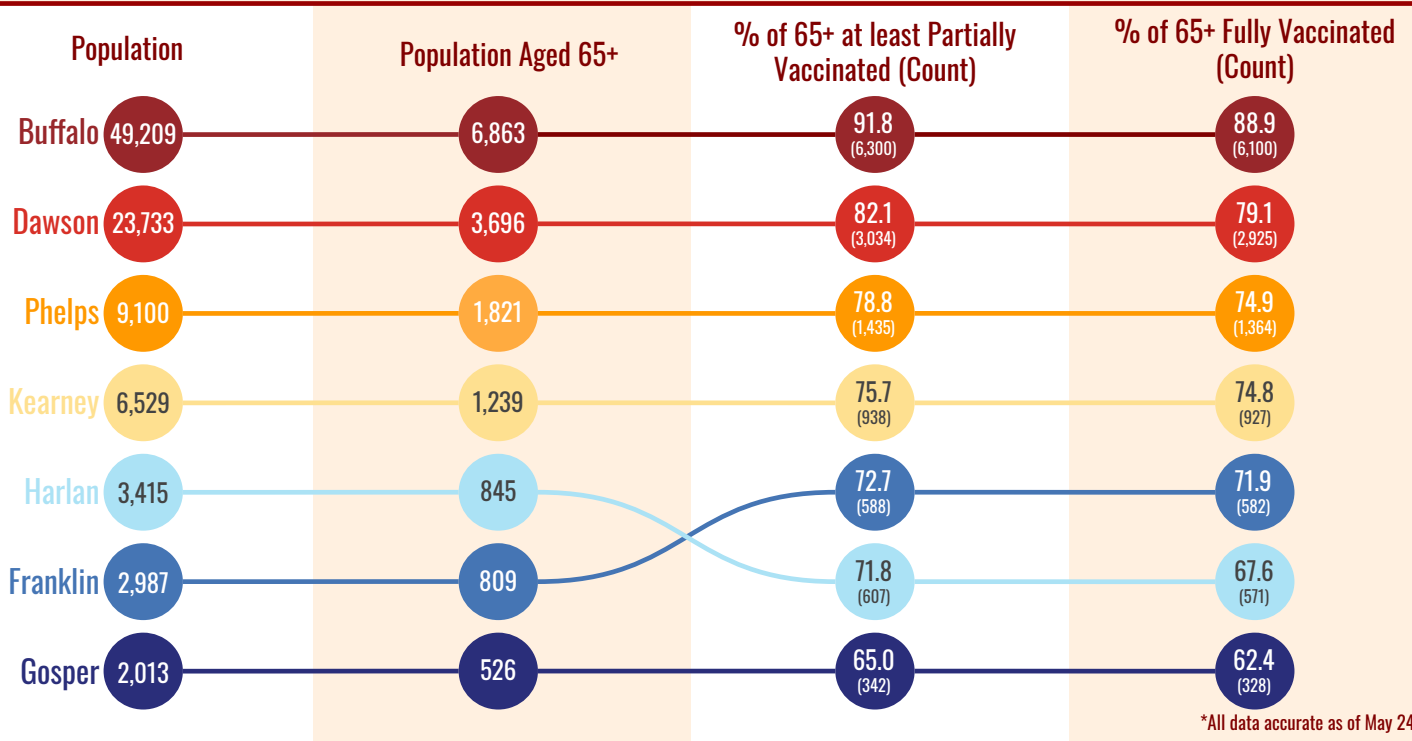
Vaccinations of 50-64 in TRPHD





- Vaccine formulations by Pfizer and Moderna (2 doses) and Johnson & Johnson (single dose) are calculated accordingly
- Each county is depicted by a colored circle, and the relative position of each corresponds to the proportion vaccinated. Actual numbers (count) are included in parenthesis.
- Data is described from Dec 15, 2020 - May 17, 2021. All residents of the seven counties aged 65 years and over are included.
- Overall, 79.5% of those aged 65+ years in Two Rivers Health District are now fully vaccinated.

Vaccinations of 65+ in TRPHD





APPENDIX 1

Background

The Two Rivers Public Health Department (TRPHD) covers 7 counties in central Nebraska, reaching 97,132 people who live and work in the health district spread across roughly 4663 square miles. Over three quarters of residents live in Buffalo and Dawson county, a tenth live in Phelps county, and the remaining 15% is spread somewhat comparably among the four counties of Kearney, Harlan, Franklin and Gosper in decreasing order of population. The largest cities are Holdrege (pop. 5408), Lexington (pop. 10115) and Kearney (pop. 33867) meaning that well over half the residents of TRPHD live in three cities, and over a third are in Kearney alone. The population of all 7 counties in TRPHD are shown below.

| County | Population |
|--------------------|---------------|
| Buffalo | 49,659 |
| Dawson | 23,595 |
| Franklin | 2,979 |
| Gosper | 1,990 |
| Harlan | 3,380 |
| Kearney | 6,495 |
| Phelps | 9,034 |
| TRPHD total | 97,132 |
| Nebraska state | 1,934,408 |
| United States | 328,239,523 |

Vaccine-eligible population

The total COVID-19 vaccine-eligible population of Two Rivers Health District is currently about 81,216. This includes all residents over the age of 12 years living in the seven counties that make up the district. The table below describes the eligible population in each of the seven counties divided by age category.

| | 12-29 YRS | 30-49 YRS | 50-64 YRS | 65+ YRS | TOTAL(12+ YRS) |
|-----------------|--------------|--------------|--------------|--------------|----------------|
| TRPHD | 24794 | 22863 | 17760 | 15799 | 81216 |
| BUFFALO | 14,314 | 11910 | 8184 | 6863 | 41,271 |
| DAWSON | 5,750 | 5723 | 4334 | 3696 | 19,503 |
| FRANKLIN | 515 | 586 | 717 | 809 | 2,627 |
| GOSPER | 333 | 418 | 532 | 526 | 1,809 |
| HARLAN | 625 | 649 | 735 | 845 | 2,854 |
| KEARNEY | 1,385 | 1508 | 1343 | 1239 | 5,475 |
| PHELPS | 1,872 | 2069 | 1915 | 1821 | 7,677 |