



COVID-19 Vaccination Report – Two Rivers Health District : Dec 15 – May 31, 2021

The graphs depict the current status of COVID-19 vaccination in Two Rivers Public Health District (TRPHD) as of May 11, 2021. This includes residents of **Buffalo, Dawson, Franklin, Gosper, Harlan, Kearney & Phelps** counties (97,132). Of these, 81,216 persons are currently eligible for the vaccine (aged 12 years or more)¹. Currently, we are reporting vaccinated numbers by total population in TRPHD, to have a better sense of the overall vaccine coverage in the community.

- Graphs 1 & 2 show relative number of **residents of each county** who have received one or two shots of the vaccine from **Dec 15, 2020 – May 31, 2021**.
 - **Graph 1** shows the number of TRPHD residents (all ages) per county, and orders counties by decreasing percentage of persons who received one or two doses of the vaccine.
 - **Graphs 2-6** shows the number of persons **aged 0-17, 18-29, 30-49, 50-64 & 65+ years** in TRPHD, and orders each county by decreasing percentage of persons who received one dose and those fully vaccinated.
- **Graph 5** shows the monthly doses of COVID vaccine received by residents of Two Rivers Health District, described by the **vaccine provider** responsible.

Key Takeaways

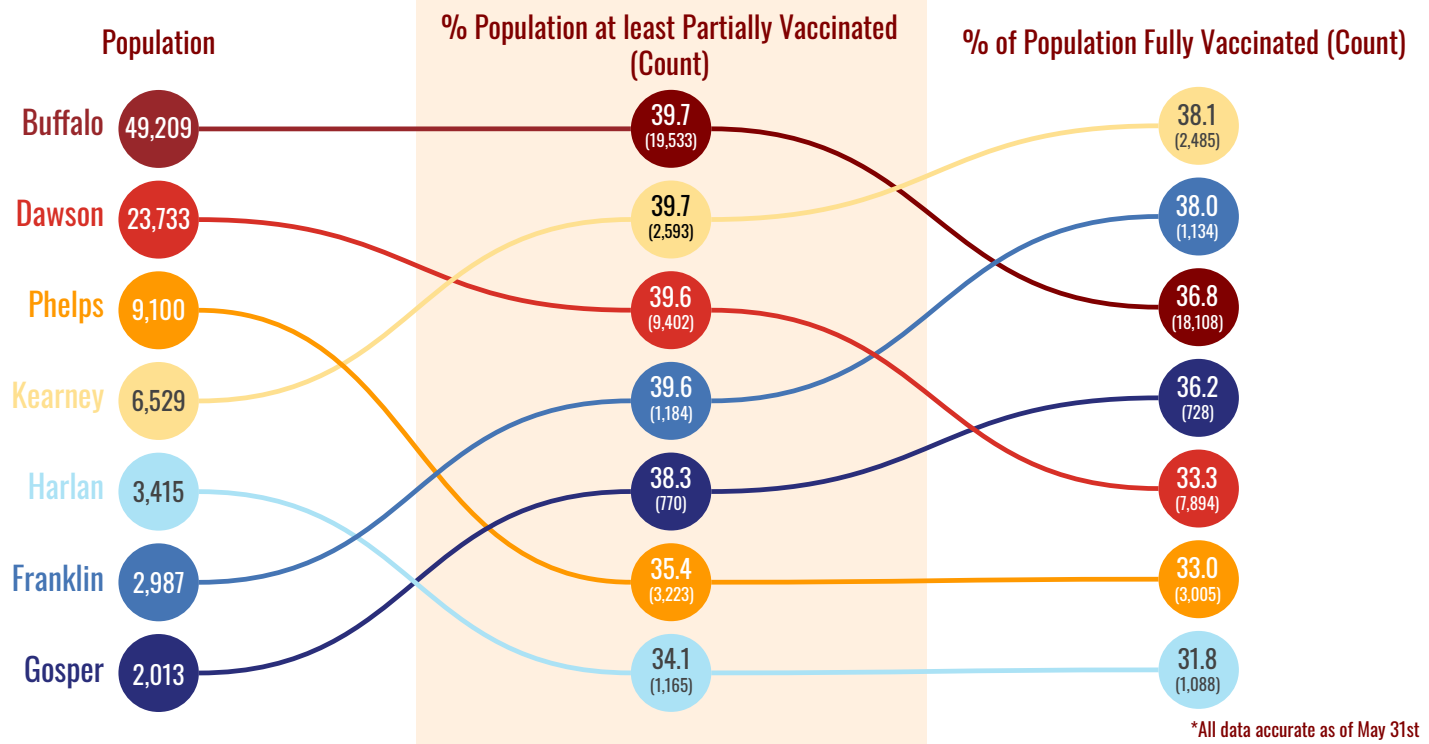
1. *As of May 31, 2021, 35.1% of TRPHD's total population (aged 0 years and over) has been fully vaccinated. The growth in this figure shows slower momentum compared to previous weeks partly because of the change in rate calculation (total population now being used) and partly because of Memorial Day weekend and associated schedule inconveniences.*
2. *Over 22% of those aged 18-29 years and almost 37% of those aged 30-49 years are fully vaccinated. The advent of Summer Vacations may increase the number of children aged 12-17 years who receive the vaccine.*
3. *The availability of vaccines at walk-in pharmacies and the adoption of Janssen's single dose COVID vaccine has increased fully vaccination rates, especially among residents aged 16-29 years & 50-64 years.*
4. *Two Rivers Health Department has scheduled mass vaccination clinics at multiple sites across the seven counties to distribute vaccines and to focus on areas of potential shortfall. Those eligible for the vaccine are advised to refer to the vaccination clinic schedule at www.trphd.org*

¹ For details on eligible persons by county, see appendix 1



- Vaccine formulations by Pfizer and Moderna (2 doses) and Johnson & Johnson (single dose) are calculated accordingly
- Each county is depicted by a colored circle, and the relative position of each corresponds to the proportion vaccinated. Actual numbers (count) are included in parenthesis.
- Data described from Dec 15, 2020 – May 31, 2021. All residents of the seven counties years are included.
- **Overall, 35.1% of the total population in Two Rivers Health District is now fully vaccinated.**

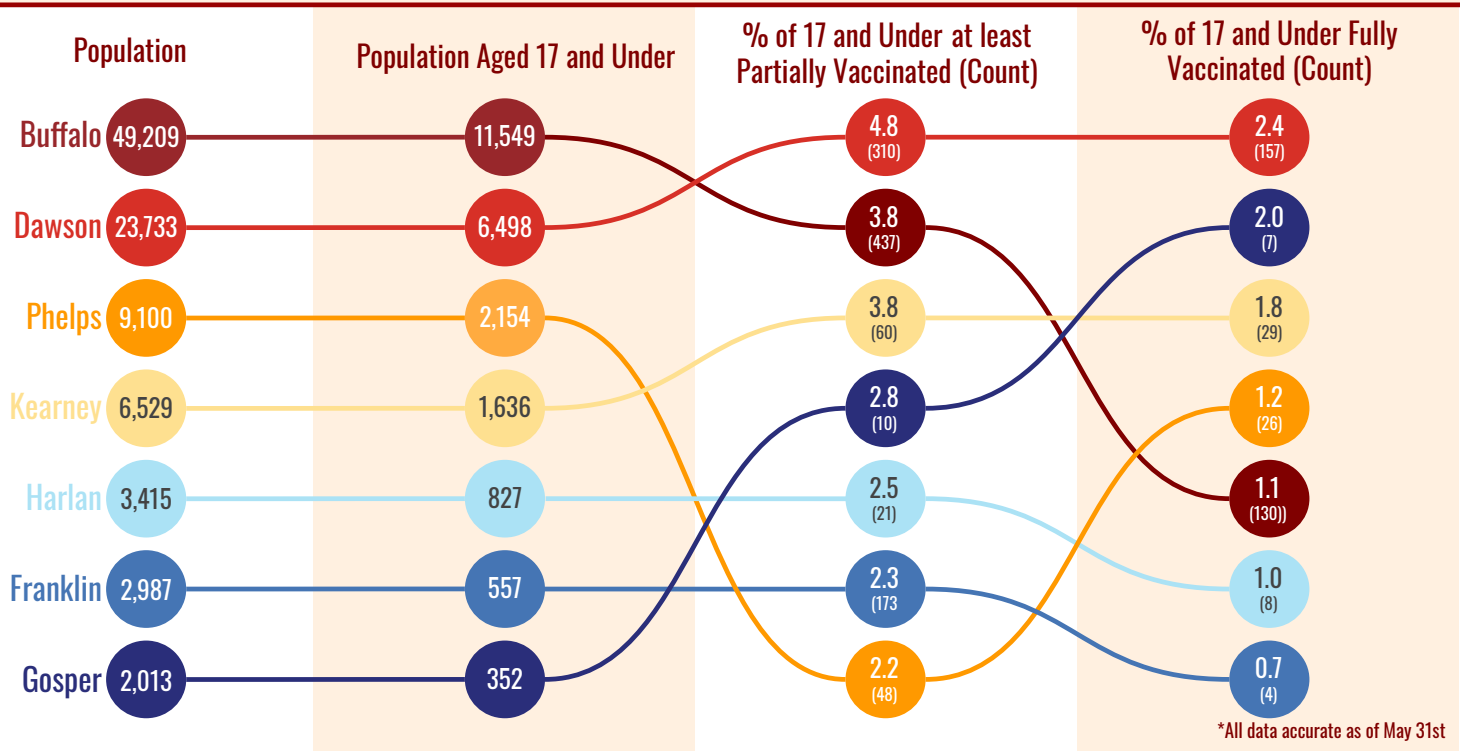
Vaccinations of Total Population in TRPHD





- Vaccine formulations by Pfizer and Moderna (2 doses) and Johnson & Johnson (single dose) are calculated accordingly
- Each county is depicted by a colored circle, and the relative position of each corresponds to the proportion vaccinated. Actual numbers (count) are included in parenthesis.
- Data is described from Dec 15, 2020 - May 31, 2021. All residents of the seven counties aged 0-17 years are included.
- **Overall, 1.6% of those aged 0-17 years in Two Rivers Health District are now fully vaccinated.**

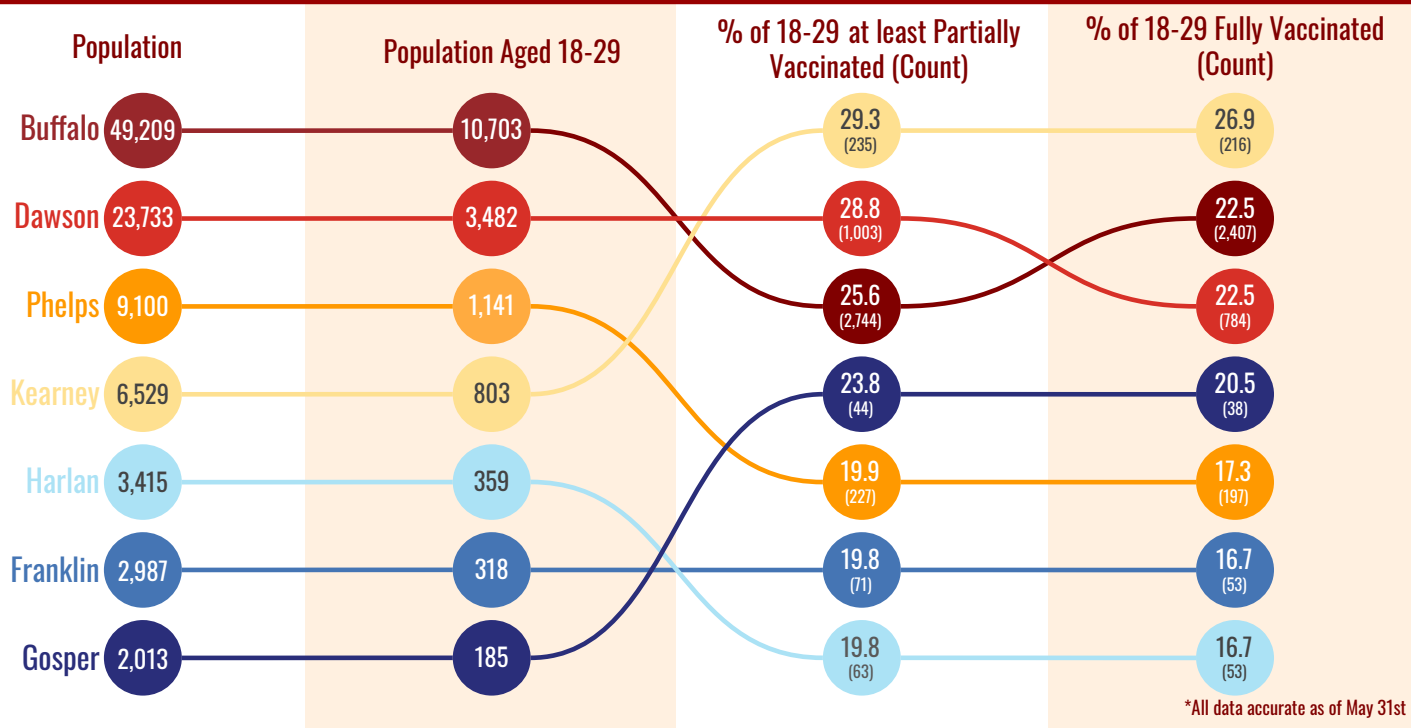
Vaccinations of 17 and Under in TRPHD





- Vaccine formulations by Pfizer and Moderna (2 doses) and Johnson & Johnson (single dose) are calculated accordingly
- Each county is depicted by a colored circle, and the relative position of each corresponds to the proportion vaccinated. Actual numbers (count) are included in parenthesis.
- Data is described from Dec 15, 2020 – May 31, 2021. All residents of the seven counties aged 18-29 years are included.
- Overall, 22.1% of those aged 18-29 years in Two Rivers Health District are now fully vaccinated.

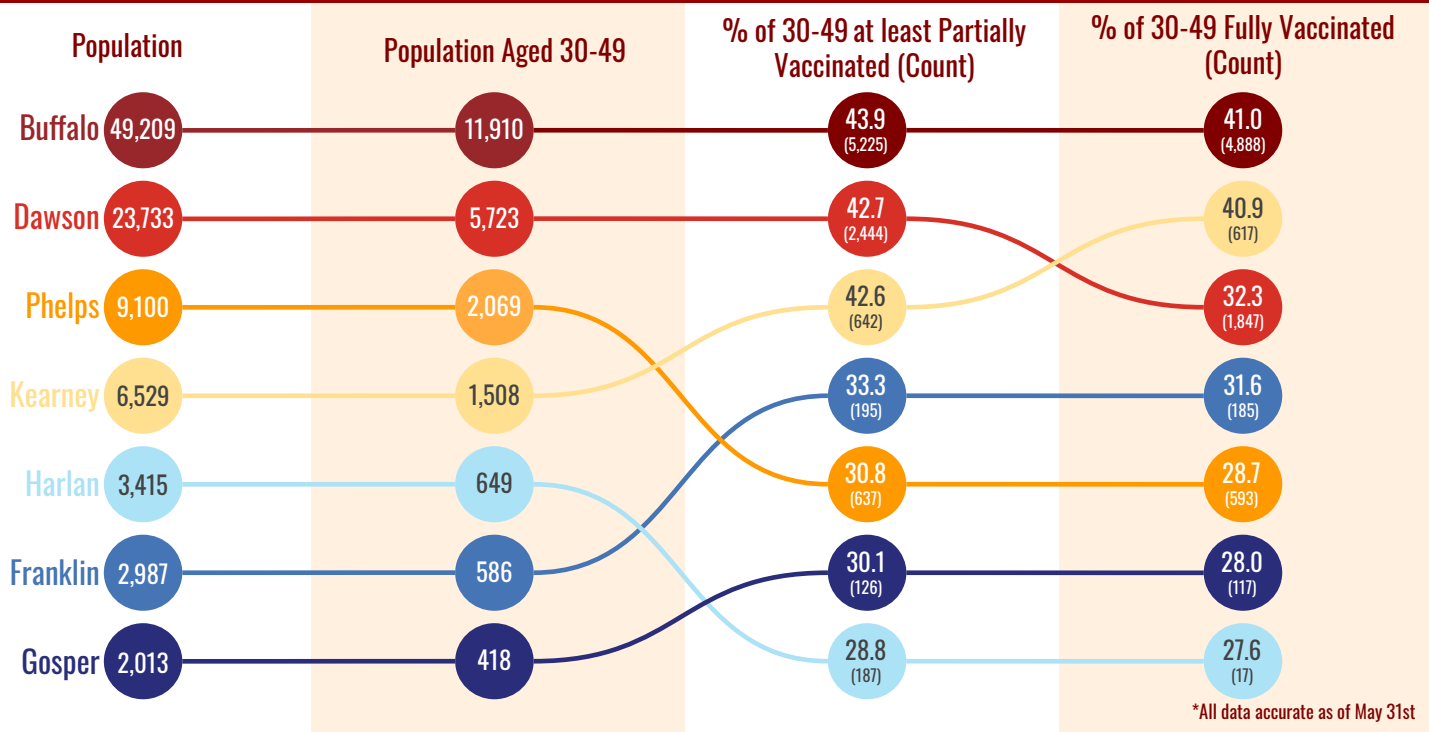
Vaccinations of 18-29 in TRPHD





- Vaccine formulations by Pfizer and Moderna (2 doses) and Johnson & Johnson (single dose) are calculated accordingly
- Each county is depicted by a colored circle, and the relative position of each corresponds to the proportion vaccinated. Actual numbers (count) are included in parenthesis.
- Data is described from Dec 15, 2020 - May 31, 2021. All residents of the seven counties aged 30-49 years are included.
- Overall, 36.7% of those aged 30-49 years in Two Rivers Health District are now fully vaccinated.

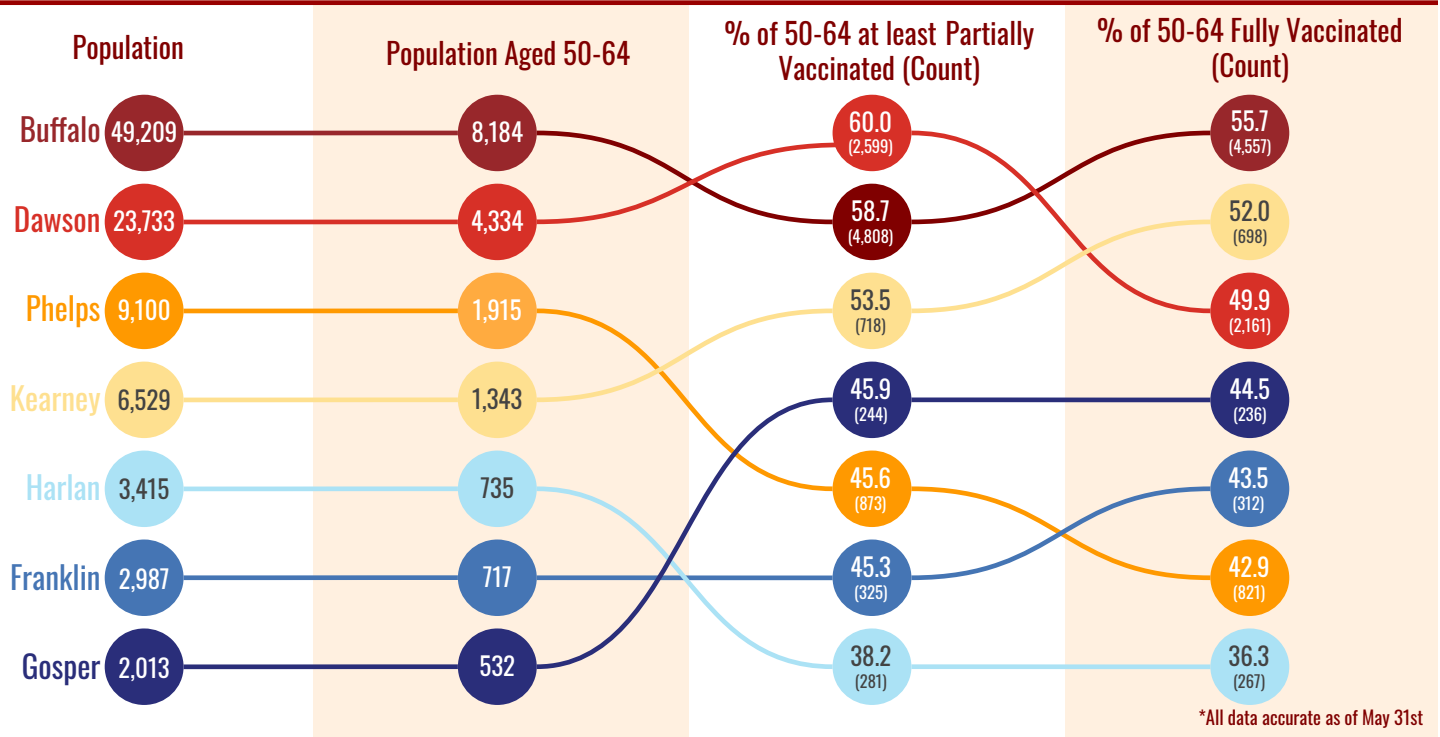
Vaccinations of 30-49 in TRPHD





- Vaccine formulations by Pfizer and Moderna (2 doses) and Johnson & Johnson (single dose) are calculated accordingly
- Each county is depicted by a colored circle, and the relative position of each corresponds to the proportion vaccinated. Actual numbers (count) are included in parenthesis.
- Data is described from Dec 15, 2020 – May 31, 2021. All residents of the seven counties aged 50-64 years are included.
- **Overall, 50.6% of those aged 50-64 years in Two Rivers Health District are now fully vaccinated.**

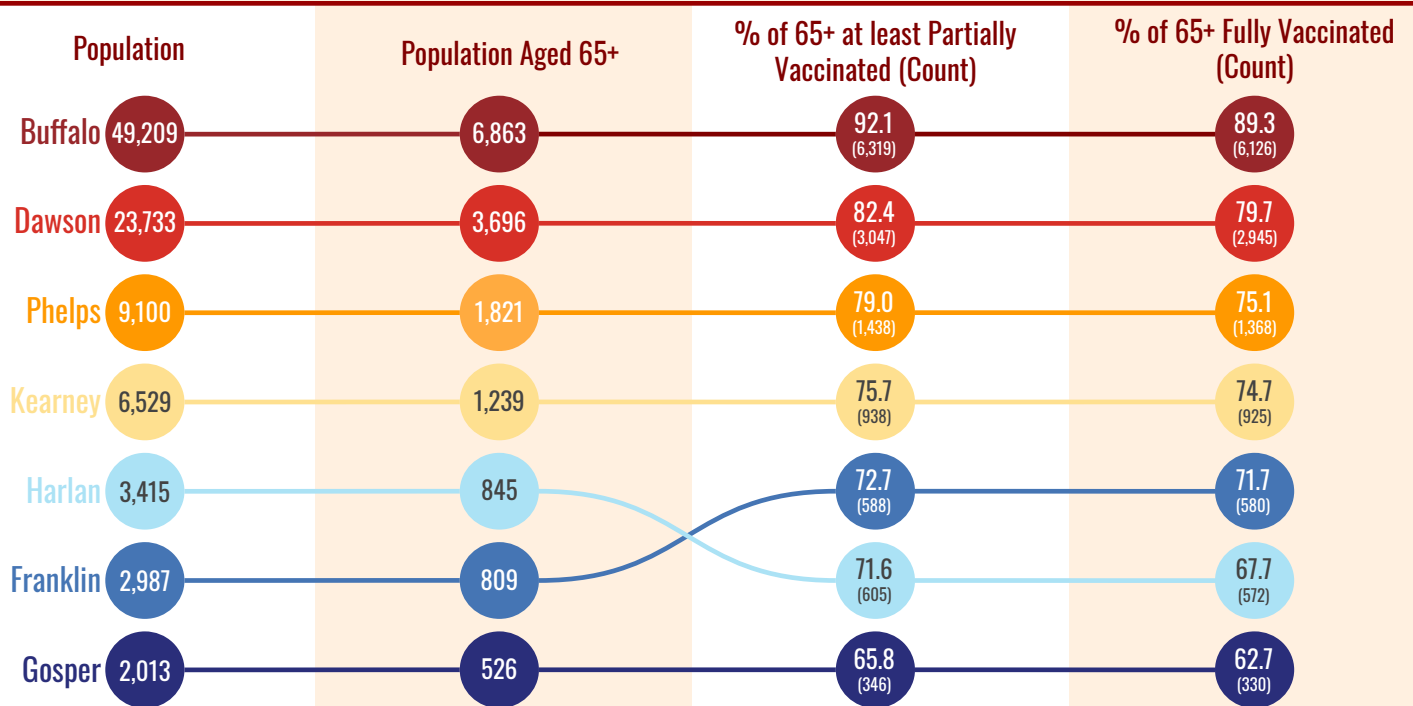
Vaccinations of 50-64 in TRPHD





- Vaccine formulations by Pfizer and Moderna (2 doses) and Johnson & Johnson (single dose) are calculated accordingly
- Each county is depicted by a colored circle, and the relative position of each corresponds to the proportion vaccinated. Actual numbers (count) are included in parenthesis.
- Data is described from Dec 15, 2020 - May 31, 2021. All residents of the seven counties aged 65 years and over are included.
- Overall, 79.7% of those aged 65+ years in Two Rivers Health District are now fully vaccinated.

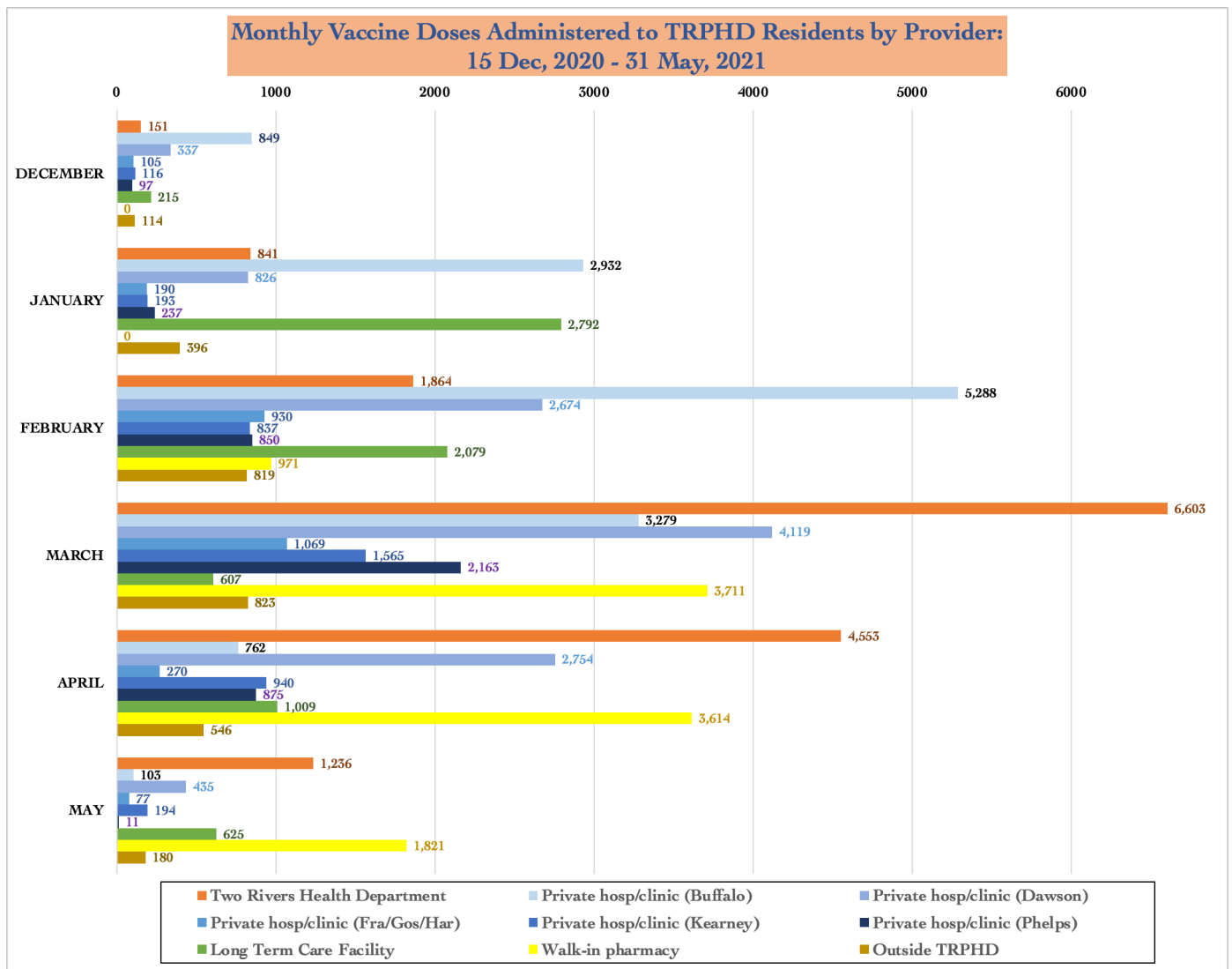
Vaccinations of 65+ in TRPHD



*All data accurate as of May 31st



- The graph describes **all doses of COVID vaccine** received by TRPHD residents between December 15, 2020 – May 31, 2021.
- Vaccine doses are described by **provider** (TRPHD vaccine clinics, Private Hospitals & Clinics in Buffalo, Dawson, Kearney & Phelps counties individually, Hospitals & Clinics in Franklin, Gosper & Harlan together, Long Term Care Facilities, Walk-In Pharmacies, and facilities outside TRPHD). Data is described monthly from December, 2020 – May, 2021.
- Doses in December, 2020 represent only two weeks of vaccinations.





APPENDIX 1

Background

The Two Rivers Public Health Department (TRPHD) covers 7 counties in central Nebraska, reaching 97,132 people who live and work in the health district spread across roughly 4663 square miles. Over three quarters of residents live in Buffalo and Dawson county, a tenth live in Phelps county, and the remaining 15% is spread somewhat comparably among the four counties of Kearney, Harlan, Franklin and Gosper in decreasing order of population. The largest cities are Holdrege (pop. 5408), Lexington (pop. 10115) and Kearney (pop. 33867) meaning that well over half the residents of TRPHD live in three cities, and over a third are in Kearney alone. The population of all 7 counties in TRPHD are shown below.

County	Population
Buffalo	49,659
Dawson	23,595
Franklin	2,979
Gosper	1,990
Harlan	3,380
Kearney	6,495
Phelps	9,034
TRPHD total	97,132
Nebraska state	1,934,408
United States	328,239,523

Vaccine-eligible population

The total COVID-19 vaccine-eligible population of Two Rivers Health District is currently about 81,216. This includes all residents over the age of 12 years living in the seven counties that make up the district. The table below describes the eligible population in each of the seven counties divided by age category.

	12-29 YRS	30-49 YRS	50-64 YRS	65+ YRS	TOTAL(12+ YRS)
TRPHD	24794	22863	17760	15799	81216
BUFFALO	14,314	11910	8184	6863	41,271
DAWSON	5,750	5723	4334	3696	19,503
FRANKLIN	515	586	717	809	2,627
GOSPER	333	418	532	526	1,809
HARLAN	625	649	735	845	2,854
KEARNEY	1,385	1508	1343	1239	5,475
PHELPS	1,872	2069	1915	1821	7,677