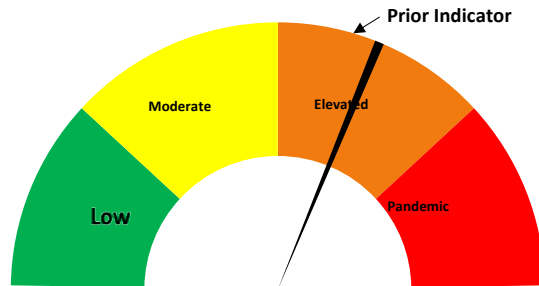


Risk Dial Sep 17 2020



**Risk Dial for COVID-19
Two Rivers Public Health
Published September 17, 2020**

- The district's overall positivity rate increased from 11 to 13% over the past week, and the total number of cases recorded a significant increase.
- There has been an increase in hospitalization rates overall, although COVID-related hospitalizations remain stable compared to the previous week. Ventilator use has remained about the same, there is no sign of any undue strain on equipment.
- 50-59 (positivity rate 19.4%) and 70-79 year olds (20.9%) in the district showed increasing positivity rates; severity of disease is not currently captured by the risk dial model.
- There were 3 deaths reported in Two Rivers Health District over the past week. This follows reports of two more deaths (including a 20 year old male) the previous week in the district.
- Testing coverage for the district is adequate to meet demand, with scheduled open timings for TestNebraska sites at all locations functional across the health district.
- Since March to date, around 250 tests have been conducted per 1000 persons in Two Rivers Health District, ranging from 294/1000 in Dawson to 110/1000 in Harlan county.



Weekly report Sep 9 - Sep 15 2020

Reporting tests done on patients residing in **Buffalo, Dawson, Phelps, Gosper, Harlan, Kearney and Franklin** counties

Reporting period : Sep 9 – Sep 15 2020 (1 week)
& Aug 19 – Sep 15 2020 (4 weeks)

Overall testing – previous week

A total of 1147 persons were tested in the past week, of whom 149 were positive, and 998 were negative. The results are displayed below.

	Negative	Positive	Total
Number	998	149	1147
Percentage	87.0%	13.0%	100.0%

Overall testing – previous month

A total of 4769 persons were tested in the past 4 weeks, of whom 545 were positive, and 4224 were negative. The results are displayed below.

	Negative	Positive	Total
Number	4224	545	4769
Percentage	88.6%	11.4%	100.0%

The following table gives details of positive cases done by county, age categories and gender.

Table 1: Details of total and positive tests – 1 week and 4 weeks

	Sep 9 – Sep 15 (1 week)			Aug 19 – Sep 15 (4 weeks)		
	Positive cases	Total persons tested	P. rate (%)	Positive cases	Total persons tested	P. rate (%)
County						
Buffalo	102	673	15.2%	369	2768	13.3%
Dawson	22	269	8.2%	72	964	7.5%
Franklin	0	14	0.0%	2	67	3.0%
Gosper	6	16	37.5%	9	56	16.1%
Harlan	0	14	0.0%	5	59	8.5%
Kearney	6	67	9.0%	44	453	9.7%
Phelps	12	75	16.0%	42	351	12.0%
Data missing/ not disclosed	1	19	5.3%	2	51	3.9%

701 4th Avenue, Suite 1
Holdrege, NE 68949

3715 29th Avenue, Suite A2
Kearney, NE 68845

888-669-7154
trphd.org

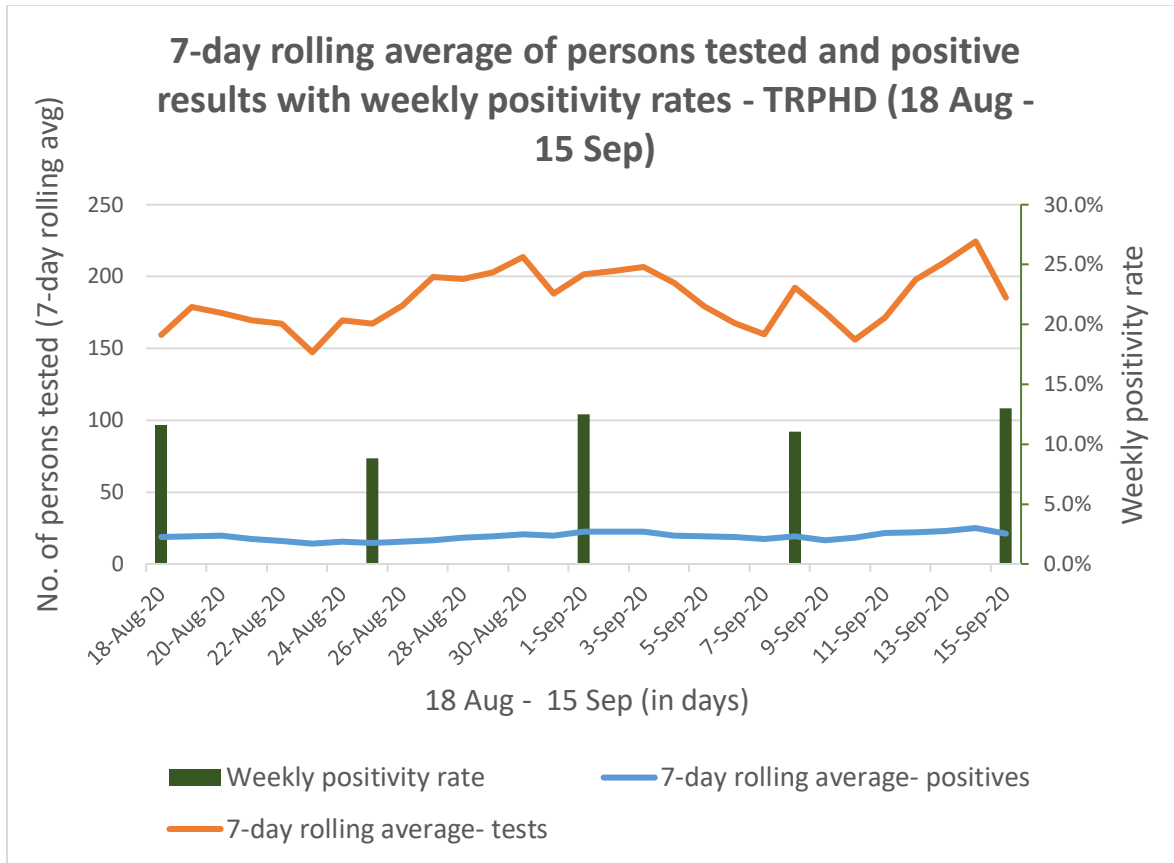


Total	149	1147	13.0%	545	4,769	11.4%
Age (in yrs)						
0-17	18	182	9.9%	42	747	5.6%
18-29	43	287	15.0%	152	1032	14.7%
30-39	17	151	11.3%	66	634	10.4%
40-49	16	150	10.7%	63	511	12.3%
50-59	24	124	19.4%	91	562	16.2%
60-69	15	110	13.6%	58	488	11.9%
70-79	14	67	20.9%	50	357	14.0%
80-89	2	52	3.8%	19	263	7.2%
90+	0	24	0.0%	4	175	2.3%
Total	149	1147	13.0%	545	4769	11.4%
Gender						
Female	77	434	17.7%	280	1827	15.3%
Male	63	390	16.2%	229	1584	14.5%
Data missing/ not disclosed	9	323	2.8%	36	1358	2.7%
Total	149	1147	13.0%	545	4,769	11.4%

701 4th Avenue, Suite 1
Holdrege, NE 68949

3715 29th Avenue, Suite A2
Kearney, NE 68845

888-669-7154
trphd.org



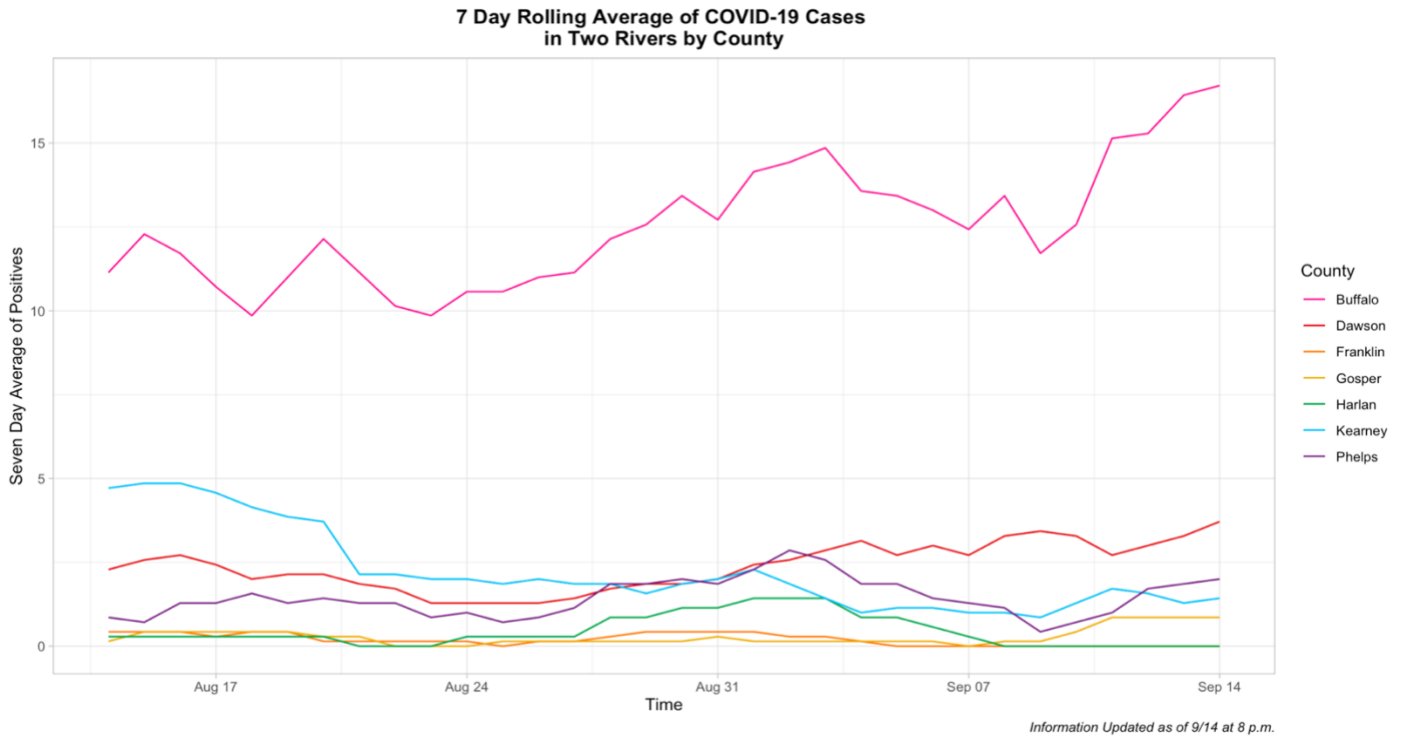
701 4th Avenue, Suite 1
Holdrege, NE 68949

888-669-7154
trphd.org

3715 29th Avenue, Suite A2
Kearney, NE 68845



The following graph describes the 7-day rolling average of cases per county for the last 4 weeks.



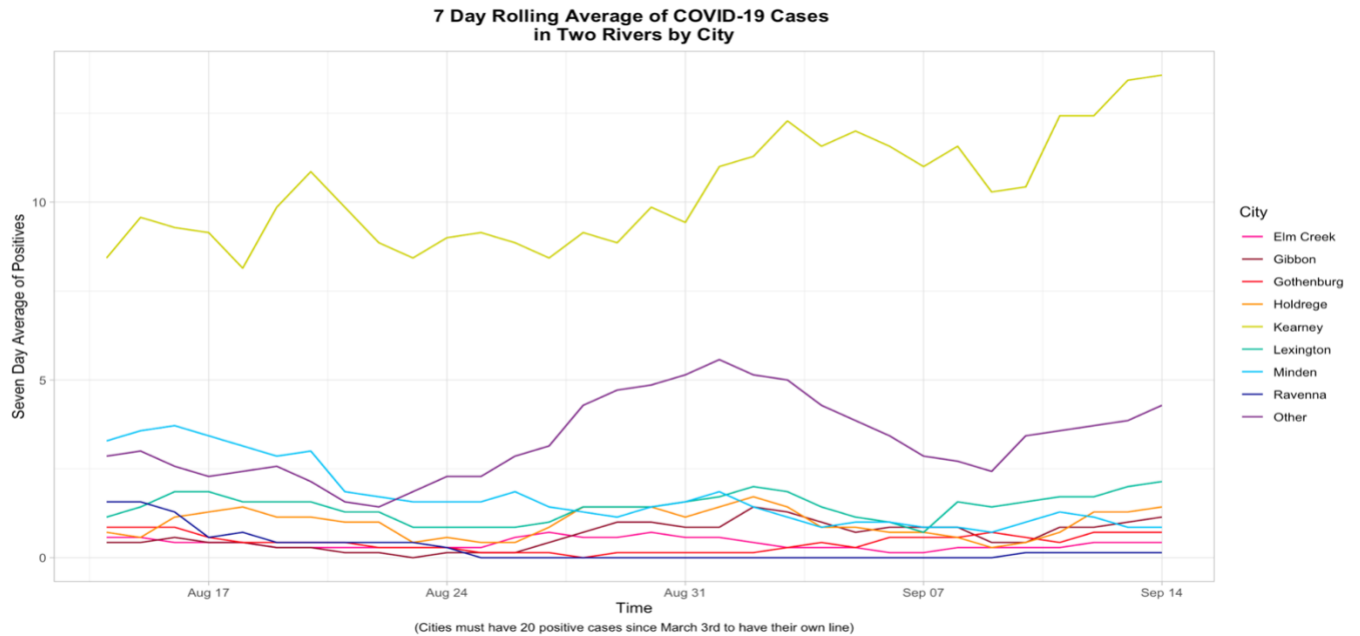
701 4th Avenue, Suite 1
Holdrege, NE 68949

888-669-7154
trphd.org

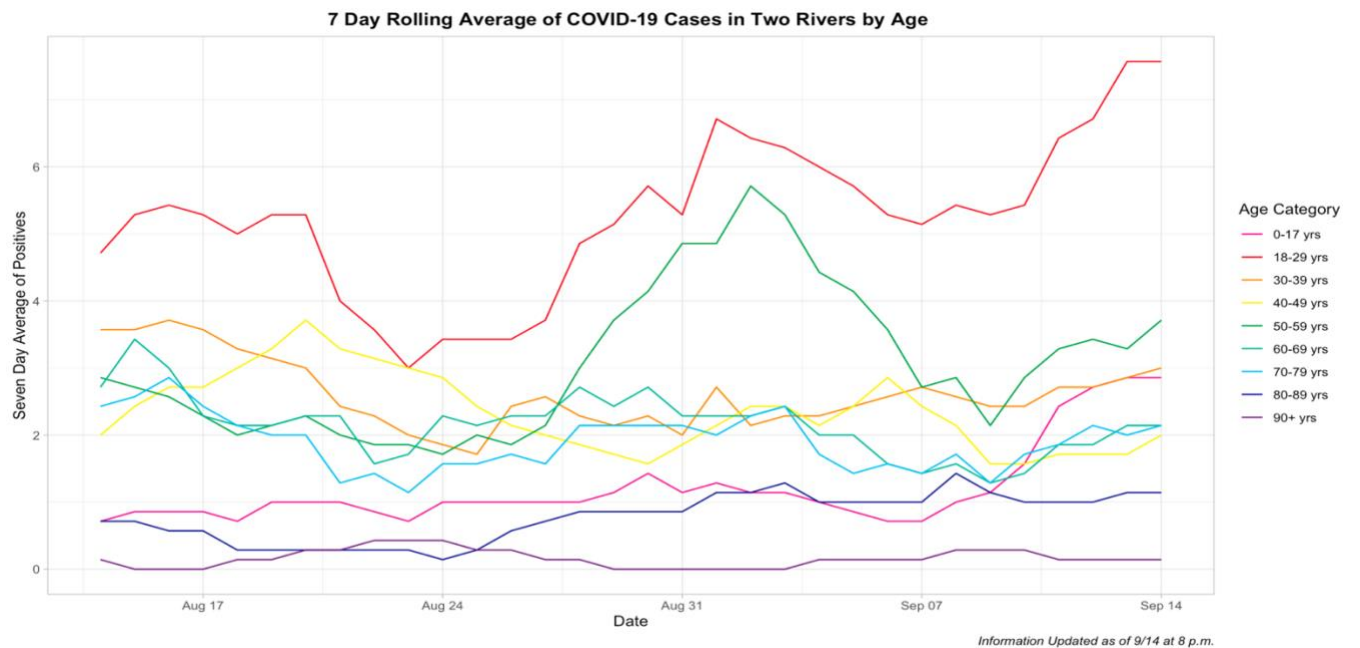
3715 29th Avenue, Suite A2
Kearney, NE 68845



The following graph describes the 7-day rolling average by city in TRPHD (all cities with cumulative case count over 30 cases are included)



The following graph describes the 7-day rolling average of cases by age category for the last 4 weeks.



701 4th Avenue, Suite 1
Holdrege, NE 68949

3715 29th Avenue, Suite A2
Kearney, NE 68845

888-669-7154
trphd.org



The following table gives proportion of total tests done by county and age category on Aug 19 – Sep 15 2020

Table 2: Total tests in TRPHD – past week and past 4 weeks – proportions by county, age and gender

	Sep 9 – Sep 15 (1 week)		Aug 19 – Sep 15 (4 wks)	
	Total persons tested	Percentage of tests done by county/ age group/ gender (%)	Total persons tested	Percentage of tests done by county/ age group/ gender (%)
County				
Buffalo	673	58.7%	2768	58.0%
Dawson	269	23.5%	964	20.2%
Franklin	14	1.2%	67	1.4%
Gosper	16	1.4%	56	1.2%
Harlan	14	1.2%	59	1.2%
Kearney	67	5.8%	453	9.5%
Phelps	75	6.5%	351	7.4%
Data missing/ not disclosed	19	1.7%	51	1.1%
Total	1147	100.0%	4,769	100.0%
Age (in yrs)				
0-17	182	15.9%	747	15.7%
18-29	287	25.0%	1032	21.6%
30-39	151	13.2%	634	13.3%
40-49	150	13.1%	511	10.7%
50-59	124	10.8%	562	11.8%
60-69	110	9.6%	488	10.2%
70-79	67	5.8%	357	7.5%
80-89	52	4.5%	263	5.5%
90+	24	2.1%	175	3.7%
Total	1147	100.0%	4769	100.0%
Gender				
Female	434	37.8%	1827	38.3%
Male	390	34.0%	1584	33.2%

701 4th Avenue, Suite 1
Holdrege, NE 68949

3715 29th Avenue, Suite A2
Kearney, NE 68845

888-669-7154
trphd.org



Data missing/ not disclosed	323	28.2%	1358	28.5%
Total	1147	100.0%	4,769	100.0%
Testing facility				
Pvt clinic or hosp in Phe/Kea/Fra/Gos/Har	19	1.7%	125	2.6%
Pvt clinic or hosp in Buffalo Co	278	24.2%	1,236	25.9%
Pvt clinic or hosp in Dawson Co	72	6.3%	497	10.4%
Pvt clinic or hosp in outside TRPHD	73	6.4%	286	6.0%
TestNE	607	52.9%	2,351	49.3%
Other	98	8.5%	274	5.7%
Total	1147	100.0%	4769	100.0%

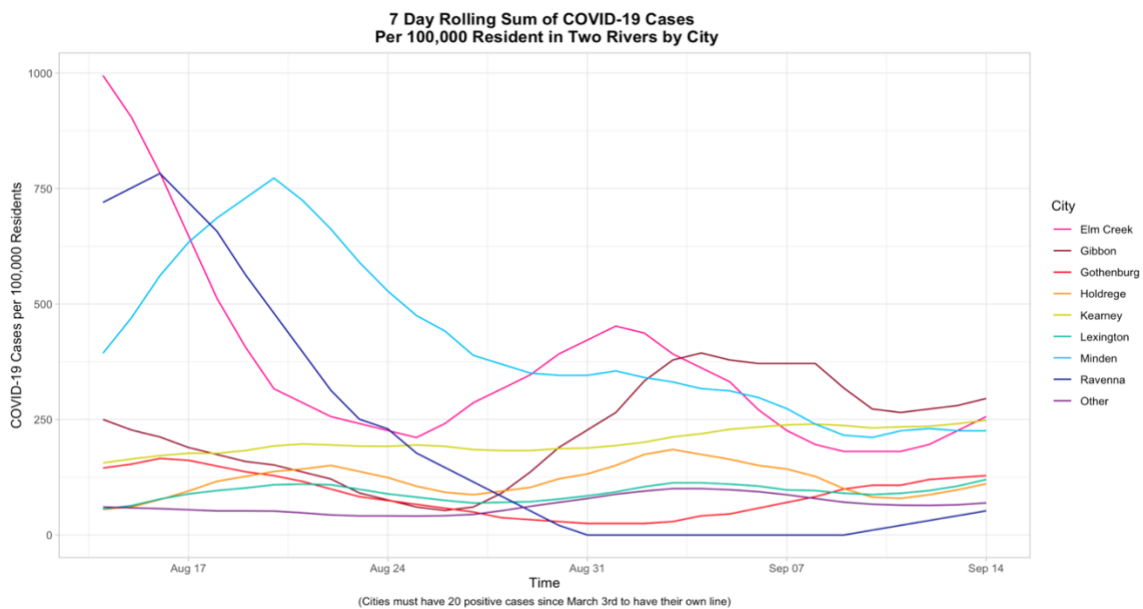
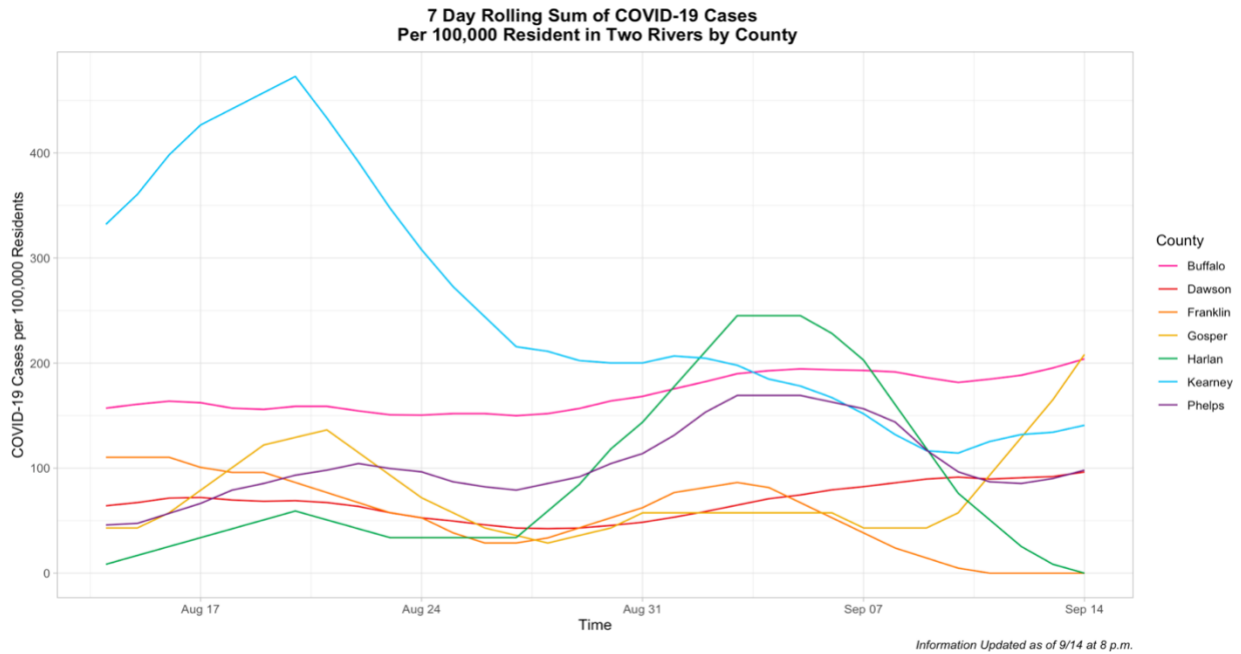
701 4th Avenue, Suite 1
Holdrege, NE 68949

888-669-7154
trphd.org

3715 29th Avenue, Suite A2
Kearney, NE 68845



The following two graphs depict the 7-day rolling average per 100,000 population at the county and city level. Population estimates used are from the American Community Survey (ACS) mid-year estimate 2019



701 4th Avenue, Suite 1
Holdrege, NE 68949

3715 29th Avenue, Suite A2
Kearney, NE 68845

888-669-7154
trphd.org



Weekly summary

- The numbers above depict the total persons tested over the past week and the past 4 weeks in Two Rivers Health District along with positivity rates. Also displayed are the proportion of tests performed per county, per age category and for males v/s females.
- Over half of all tests were conducted by TestNebraska, and people living in Kearney and Phelps county accounted for over an eighth of all tests conducted in the past week
- Buffalo and Dawson counties account for a bulk of the positive results received over the past week. Although Gosper county shows an increased positivity rate (37.5%), this represents a total of 6 positive cases out of 16 persons tested. Elwood, with a positivity rate over 35% is largely driving this increase
- The increase in cases in most small towns over the past few weeks seems to have abated for now. Of these, only Gibbon (positivity rate 35%) and Holdrege (pos rate 15.5%) warrant close monitoring for now.
- A fourth of all tests in Kearney city in the past week were administered to persons aged 18-29 years, and they returned a positivity rate of 15%, almost identical to the previous week. Adults aged 18-23 years accounted for three quarters of these cases, as the positivity rates among college students and others aged 18-23 remain high (22%) in Kearney city
- Age profile of positive cases is a cause for concern. Rising positivity rates among 50-59 (pos rt 19.4%) and 70-79 year olds (20.9%) in the district is worrying. These cases seem to be residents of cities like Gibbon and Minden in addition to Kearney city.
- There were 3 deaths due to COVID reported in Two Rivers Health District over the past week. This follows reports of two more deaths (including a 20 year old male) the previous week in the district.