



COVID-19 Vaccination Report – Two Rivers Health District: Dec 15, 2020 – Aug 16, 2021

The graphs depict the current status of COVID-19 vaccination in Two Rivers Public Health District (TRPHD) as of August 16, 2021. This includes residents of **Buffalo, Dawson, Franklin, Gosper, Harlan, Kearney & Phelps** counties (96,986). Of these, 81,216 persons are currently eligible for the vaccine (aged 12 years or more)¹. Currently, we are reporting vaccinated numbers by total population in TRPHD, to have a better sense of the overall vaccine coverage in the community.

- Graphs 1 & 2 show relative number of **residents of each county** who have received one or two shots of the vaccine from **Dec 15, 2020 – Aug 16, 2021**.
 - **Graph 1** shows the number of TRPHD residents (**all ages**) per county, and orders counties by decreasing percentage of persons who received one or two doses of the vaccine.
 - **Graphs 2-6** shows the number of persons **aged 0-17, 18-29, 30-49, 50-64 & 65+ years** in TRPHD, and orders each county by decreasing percentage of persons who received one dose and those fully vaccinated.
 - **Graph 7** tracks the daily proportion of people fully vaccinated in TRPHD **by county** from **4 Jan – 16 Aug 2021**
- The **table** describes the **proportion of persons vaccinated** by age by county of residence.

Key Takeaways

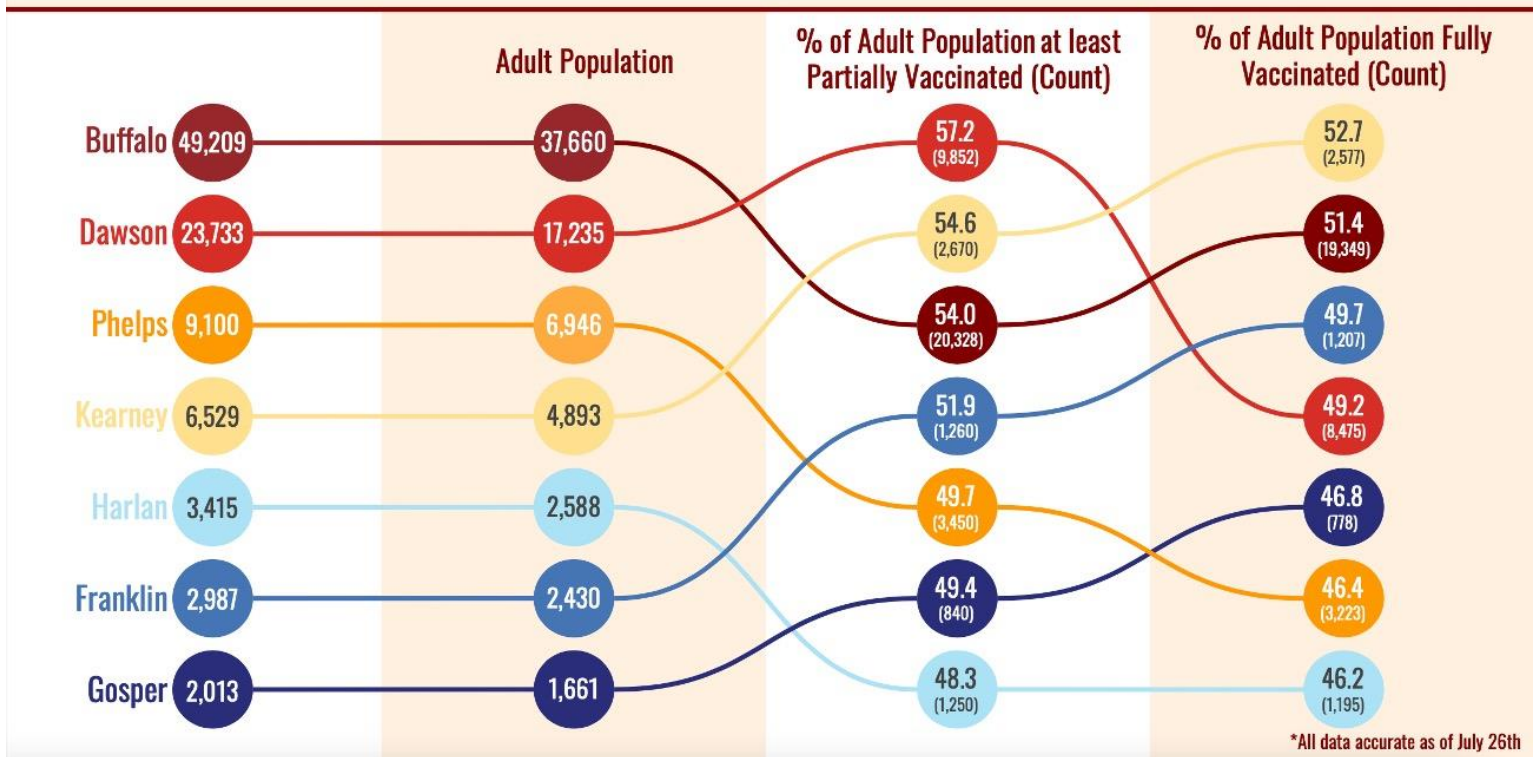
1. *As of Aug 16, 2021, 40.4% of TRPHD's total population and 48.3% of all eligible residents (12 years and over) are fully vaccinated.*
2. *Weekly vaccination rates across the health district have picked up after 3 months of declining rates. Almost 700 residents had their first dose of vaccination in the last week. Almost 600 residents received their second dose, the highest weekly number since early June.*
3. *As of August 16, about 49% of Kearney city, 47% of Lexington and Holdrege city residents have received at least one dose of vaccine.*
4. *There is fairly robust evidence that two doses of the mRNA vaccine are highly effective in protecting people from newer COVID variants (like delta, gamma variants). TRPHD strongly urges all residents to avail of the full vaccination schedule (1 or 2 doses as indicated) through the health department or their clinic provider.*
5. *Two Rivers Health Department has scheduled mobile vaccination clinics at multiple sites across the seven counties to distribute vaccines and to focus on areas of potential shortfall. Those eligible for the vaccine are advised to refer to the vaccination clinic schedule at www.trphd.org and book their appointments.*

¹ For details on eligible persons by county, see appendix 1



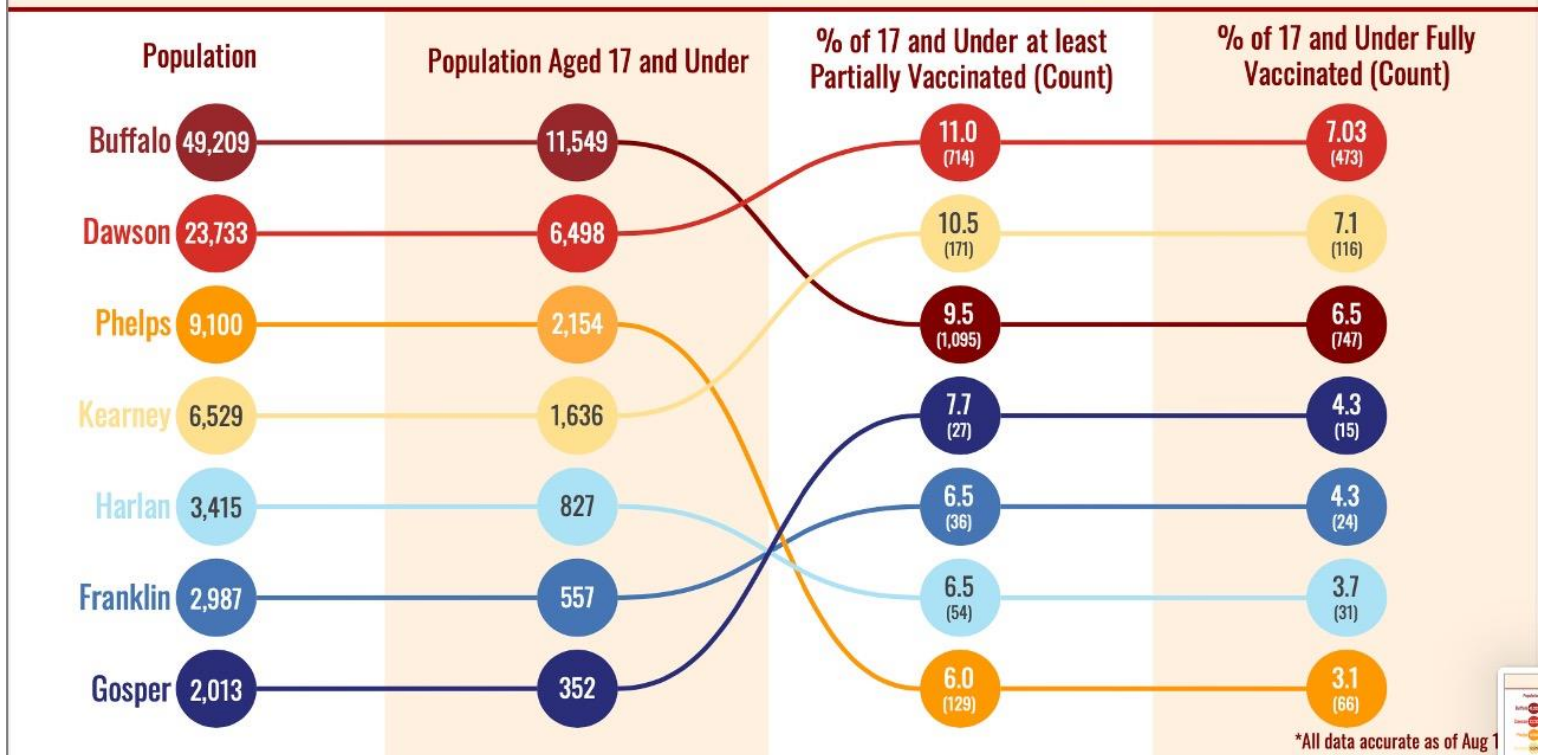
- Vaccine formulations by Pfizer and Moderna (2 doses) and Johnson & Johnson (single dose) are calculated accordingly
- Each county is depicted by a colored circle, and the relative position of each corresponds to the proportion vaccinated. Actual numbers (count) are included in parenthesis.
- Data described from Dec 15, 2020 - Aug 16, 2021. All adult (18 years and over) residents of the seven counties years are included.
- **Overall, 51% of the adult (18+) population in Two Rivers Health District is now fully vaccinated; 53% have received at least one dose of COVID vaccine.**

Vaccinations of Adult Population (18+) in TRPHD



- Vaccine formulations by Pfizer and Moderna (2 doses) and Johnson & Johnson (single dose) are calculated accordingly
- Each county is depicted by a colored circle, and the relative position of each corresponds to the proportion vaccinated. Actual numbers (count) are included in parenthesis.
- Data is described from Dec 15, 2020 - Aug 16, 2021. All residents of the seven counties aged 0-17 years are included.
- **Overall, 6.4% of those aged 0-17 years in Two Rivers Health District are now fully vaccinated; 9.6% have received at least one dose of COVID vaccine.**

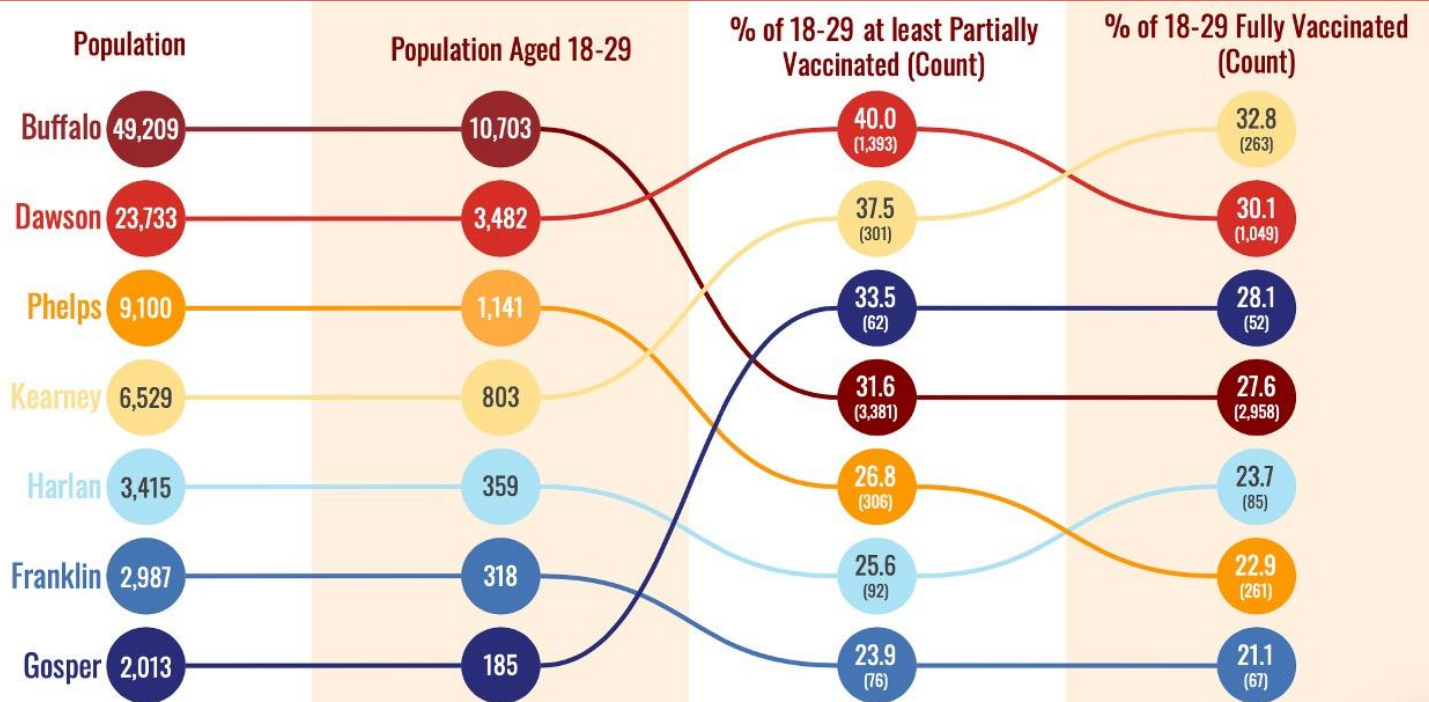
Vaccinations of 17 and Under in TRPHD





- Vaccine formulations by Pfizer and Moderna (2 doses) and Johnson & Johnson (single dose) are calculated accordingly
- Each county is depicted by a colored circle, and the relative position of each corresponds to the proportion vaccinated. Actual numbers (count) are included in parenthesis.
- Data is described from Dec 15, 2020 - Jul 12, 2021. All residents of the seven counties aged 18-29 years are included.
- **Overall, 27.8% of those aged 18-29 years in Two Rivers Health District are now fully vaccinated; 31% have received at least one dose of COVID vaccine.**

Vaccinations of 18-29 in TRPHD

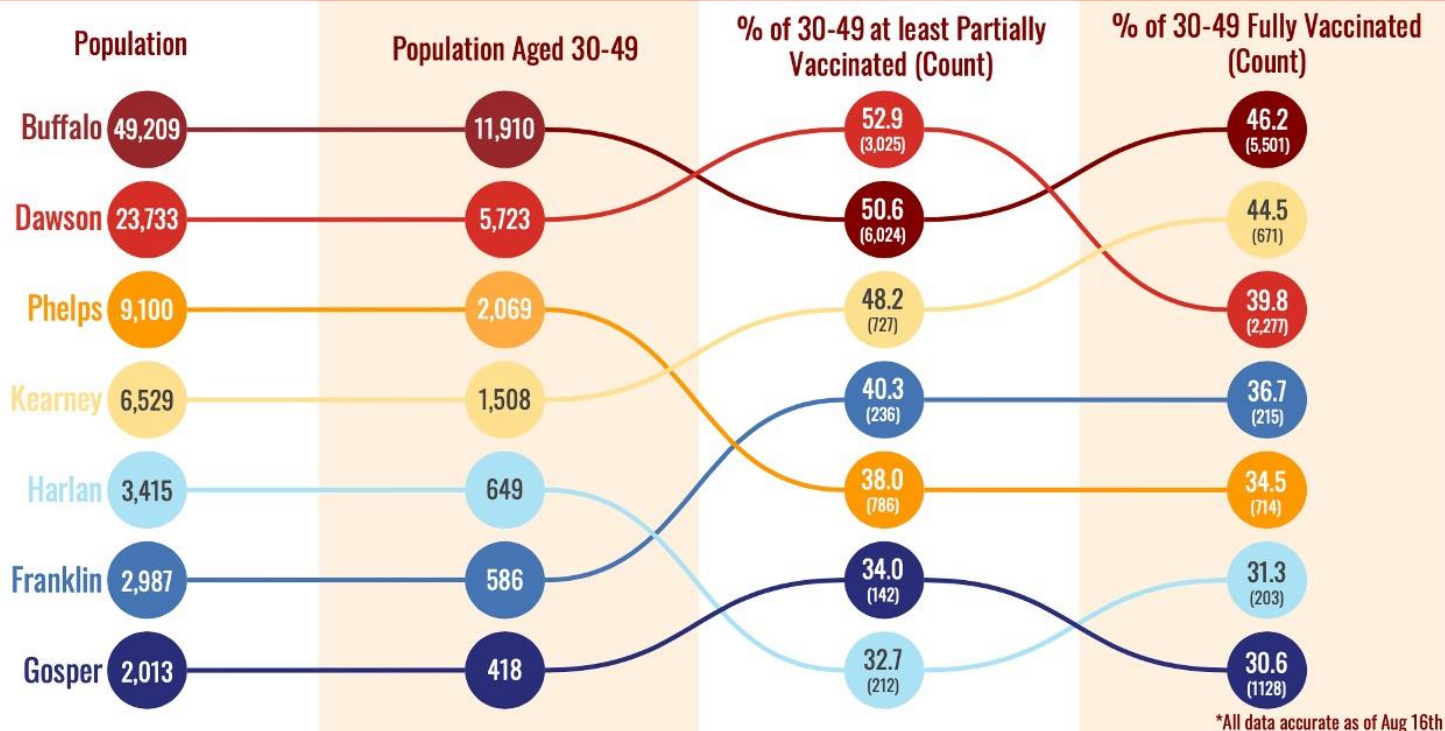


*All data accurate as of Aug 16th



- Vaccine formulations by Pfizer and Moderna (2 doses) and Johnson & Johnson (single dose) are calculated accordingly
- Each county is depicted by a colored circle, and the relative position of each corresponds to the proportion vaccinated. Actual numbers (count) are included in parenthesis.
- Data is described from Dec 15, 2020 - Aug 16, 2021. All residents of the seven counties aged 30-49 years are included.
- **Overall, 42.5% of those aged 30-49 years in Two Rivers Health District are now fully vaccinated; 45.6% have received at least one dose of COVID vaccine.**

Vaccinations of 30-49 in TRPHD

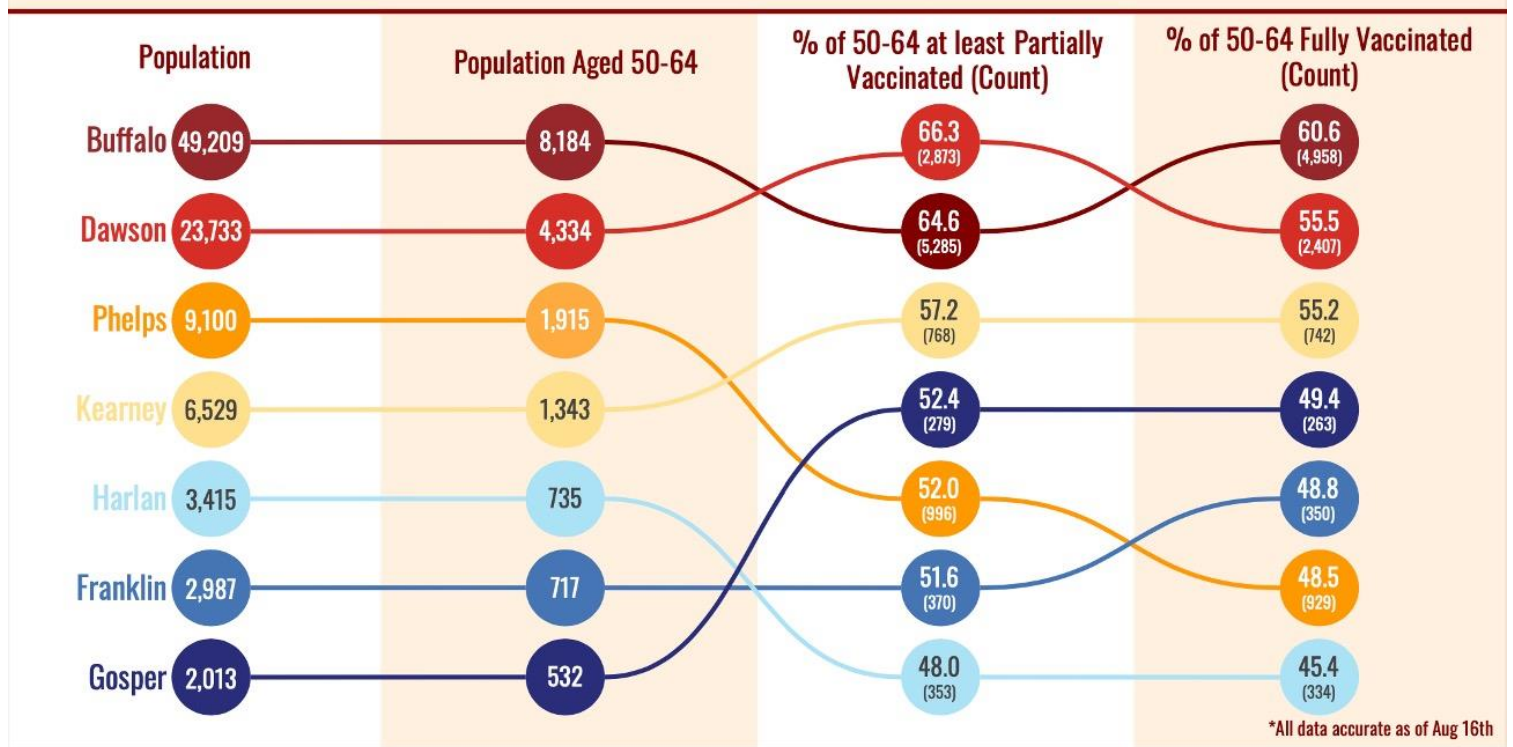


*All data accurate as of Aug 16th



- Vaccine formulations by Pfizer and Moderna (2 doses) and Johnson & Johnson (single dose) are calculated accordingly
- Each county is depicted by a colored circle, and the relative position of each corresponds to the proportion vaccinated. Actual numbers (count) are included in parenthesis.
- Data is described from Dec 15, 2020 – Aug 16, 2021. All residents of the seven counties aged 50-64 years are included.
- **Overall, 56.3% of those aged 50-64 years in Two Rivers Health District are now fully vaccinated; 58% have received at least one dose of COVID vaccine.**

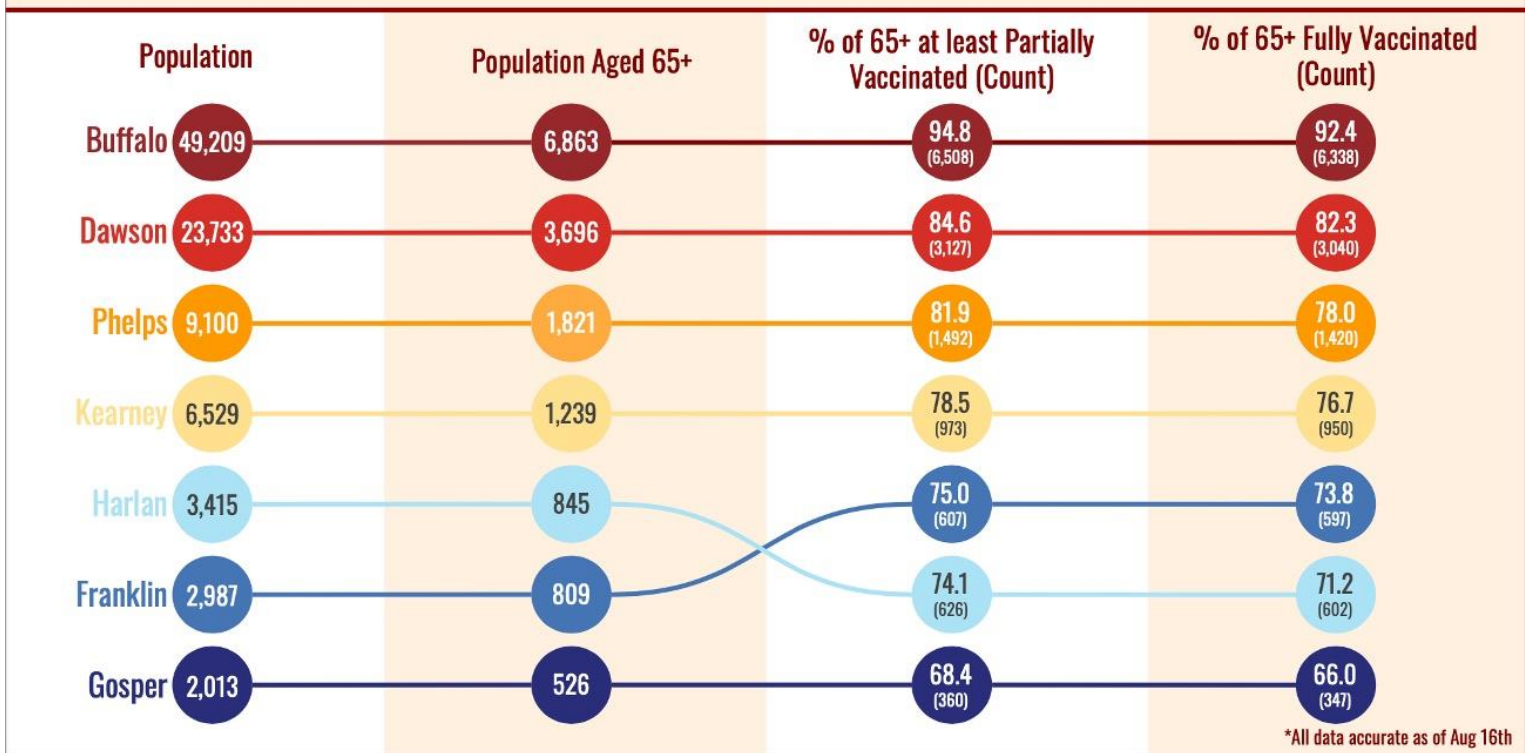
Vaccinations of 50-64 in TRPHD





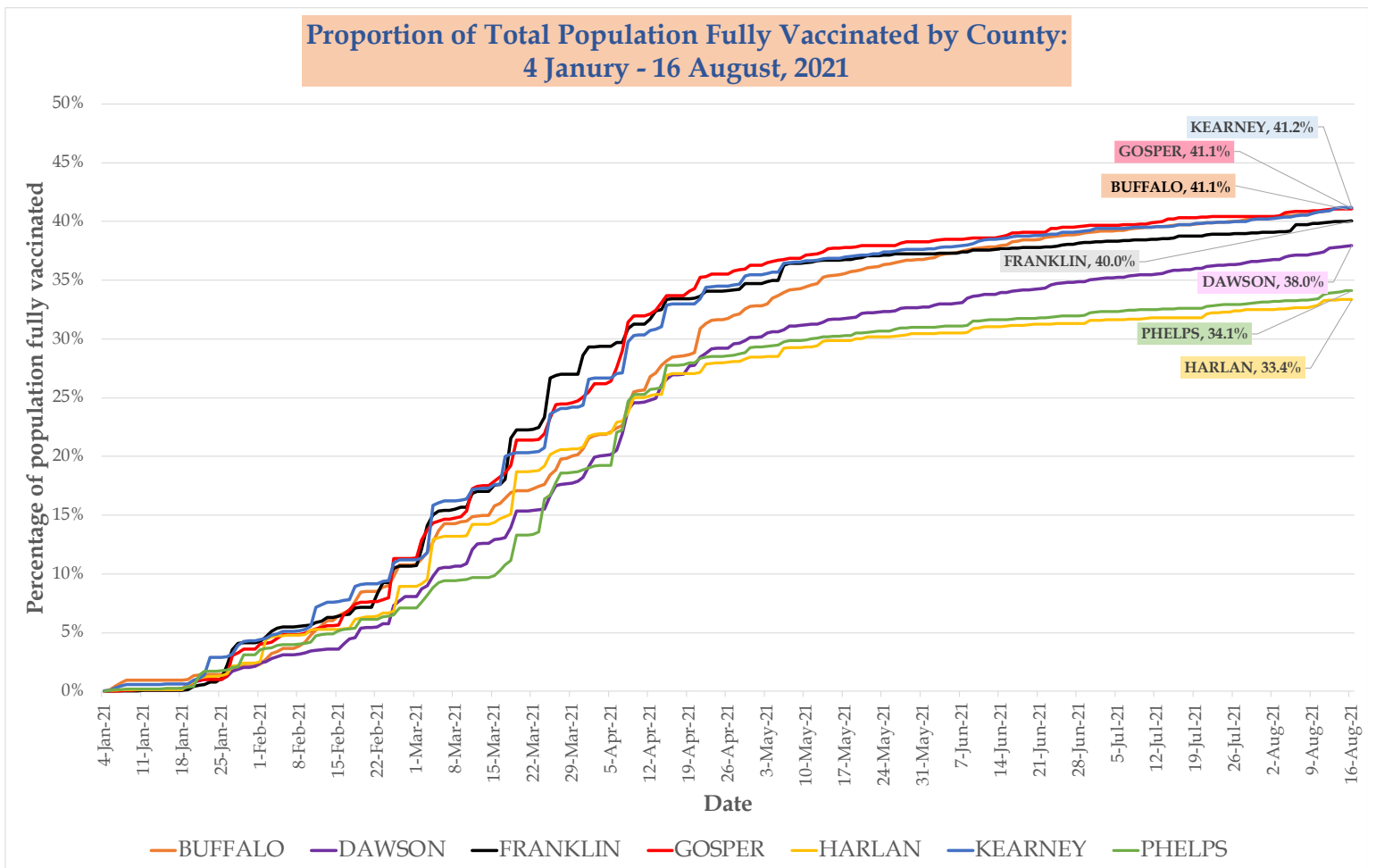
- Vaccine formulations by Pfizer and Moderna (2 doses) and Johnson & Johnson (single dose) are calculated accordingly
- Each county is depicted by a colored circle, and the relative position of each corresponds to the proportion vaccinated. Actual numbers (count) are included in parenthesis.
- Data is described from Dec 15, 2020 – Aug 16, 2021. All residents of the seven counties aged 65 years and over are included.
- **Overall, 82.5% of those aged 65+ years in Two Rivers Health District are now fully vaccinated; 83.7% have received at least one dose of COVID vaccine.**

Vaccinations of 65+ in TRPHD





- The graph below describes the progress in **fully vaccinated rates in 7 counties** in TRPHD. **All residents** of the county are included.
- The line describes the **cumulative proportion of fully vaccinated residents** in each of the 7 counties over time (**4 Jan - 16 Aug**).
- Thus, (for eg) “on 16 Aug, 41.2% of Kearney county & 38% of Dawson county residents were fully vaccinated”.





- As of Aug 16, 2021, over 40% of TRPHD's entire population has been fully vaccinated. Details of **vaccination rates by age** in each of the seven counties in Two Rivers Health District is shown. The legend for color codes used is displayed below. Percentages have been rounded off to the nearest whole number.

	BUFFALO	DAWSON	FRANKLIN	GOSPER	HARLAN	KEARNEY	PHELPS	TRPHD
0-17 YRS	7%	7%	4%	4%	4%	7%	3%	6%
18-29 YRS	28%	30%	21%	29%	23%	33%	23%	28%
30-39 YRS	41%	36%	35%	23%	35%	36%	34%	38%
40-49 YRS	53%	45%	38%	41%	28%	58%	35%	48%
50-59 YRS	58%	51%	40%	41%	42%	50%	46%	53%
60-69 YRS	76%	73%	62%	68%	58%	70%	61%	71%
70-79 YRS	95%	86%	85%	55%	86%	80%	90%	89%
80+ YRS	88%	76%	77%	76%	58%	68%	73%	78%
ALL AGES	42%	39%	42%	40%	37%	42%	37%	40%

0% - 33%	Less than 1/3rd fully vaccinated
34% - 50%	1/3rd to 1/2 fully vaccinated
50%- 74%	1/2 to 3/4ths fully vaccinated
75% & higher	Over 3/4ths fully vaccinated



APPENDIX 1

Background

The Two Rivers Public Health Department (TRPHD) covers 7 counties in central Nebraska, reaching 96,986 people who live and work in the health district spread across roughly 4663 square miles. Over three quarters of residents live in Buffalo and Dawson county, a tenth live in Phelps county, and the remaining 15% is spread somewhat comparably among the four counties of Kearney, Harlan, Franklin and Gosper in decreasing order of population. The largest cities are Holdrege (pop. 5408), Lexington (pop. 10115) and Kearney (pop. 33867) meaning that well over half the residents of TRPHD live in three cities, and over a third are in Kearney alone. The population of all 7 counties in TRPHD are shown below.

County	Population
Buffalo	49209
Dawson	23733
Franklin	2987
Gosper	2013
Harlan	3415
Kearney	6529
Phelps	9100
TRPHD total	96986
Nebraska state	1,934,408
United States	328,239,523

Vaccine-eligible population

The total COVID-19 vaccine-eligible population of Two Rivers Health District is currently about 81,216. This includes all residents over the age of 12 years living in the seven counties that make up the district. The table below describes the eligible population in each of the seven counties divided by age category.

	12-29 YRS	30-49 YRS	50-64 YRS	65+ YRS	TOTAL(12+ YRS)
TRPHD	24794	22863	17760	15799	81216
BUFFALO	14,314	11910	8184	6863	41,271
DAWSON	5,750	5723	4334	3696	19,503
FRANKLIN	515	586	717	809	2,627
GOSPER	333	418	532	526	1,809
HARLAN	625	649	735	845	2,854
KEARNEY	1,385	1508	1343	1239	5,475
PHELPS	1,872	2069	1915	1821	7,677



516 W 11th Street, Suite 108B
Kearney, NE 68845

888-669-7154
trphd.org