

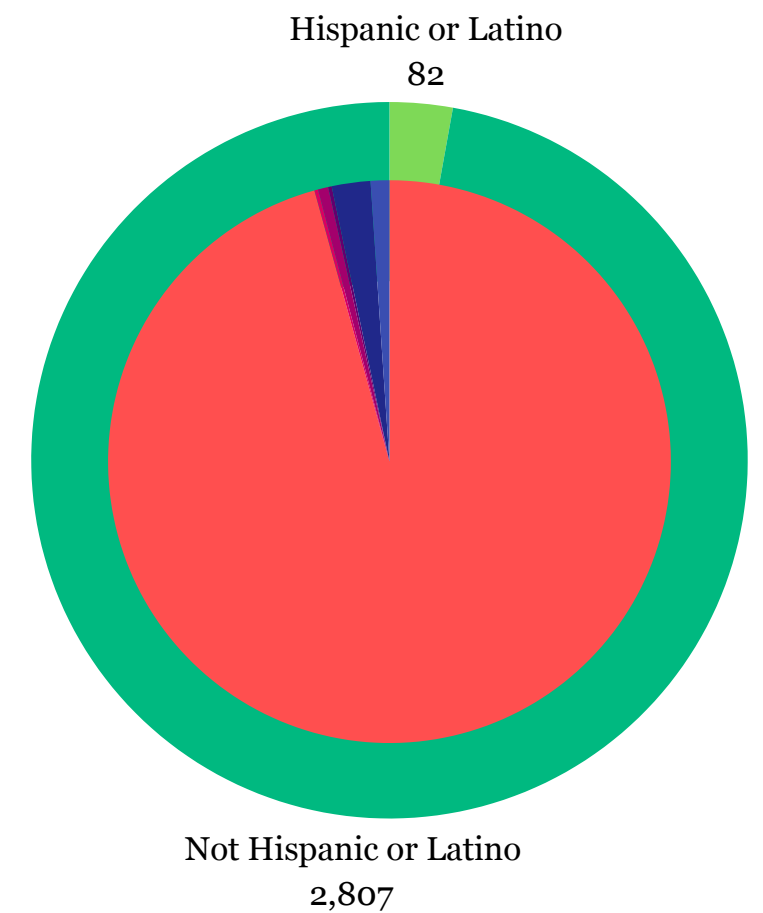
Background

	Franklin County	Nebraska
Total Area	576 sq mi	772,358 sq mi
Population	2,940	1,961,504
Median Age The median value of ages among all residents of a location.	50 Years	37 Years
Average Household Size Average # of people per household.	2.25	2.46
Average Family Size Average # of people per family.	2.75	3.09
Life Expectancy (at birth) Average # of years a person can expect to live at birth.	73 Years	78 Years
High School Completion Percentage of adults ages 25 and over with a high school diploma or equivalent.	93%	92%
Some College Completion Percentage of the population ages 25-44 with some post-secondary education, such as enrollment in vocational/technical school, junior college, or 4-year college.	71%	72%
Unemployment Percentage of the populations' civilian labor force, ages 16 and older that is unemployed but still seeking work.	2.3%	2.3%
Children in Poverty Percentage of people under age 18 living in a household whose income is below the poverty level.	17%	14%
Children in Single Parent Household Percentage of children (under 18 years of age) living in households that are headed by a single parent.	21%	20%
Adult Smoking Percentage of the adult population who both report that they currently smoke every day or some days and have smoked at least 100 cigarettes in their lifetime.	20%	14%
Adult Obesity Percentage of the adult population (ages 18 and older) that reports a BMI greater than or equal to 30 kg/m2.	44%	36%
Physical Inactivity Percentage of adults ages 18 and over reporting no leisure-time physical activity in the past month.	30%	24%
Alcohol-Impaired Driving Deaths Percentage of driving deaths with alcohol involvement	0%	32%
STI Rate Number of newly diagnosed chlamydia cases per 100,000 populations.	172/100,000	453/100,000

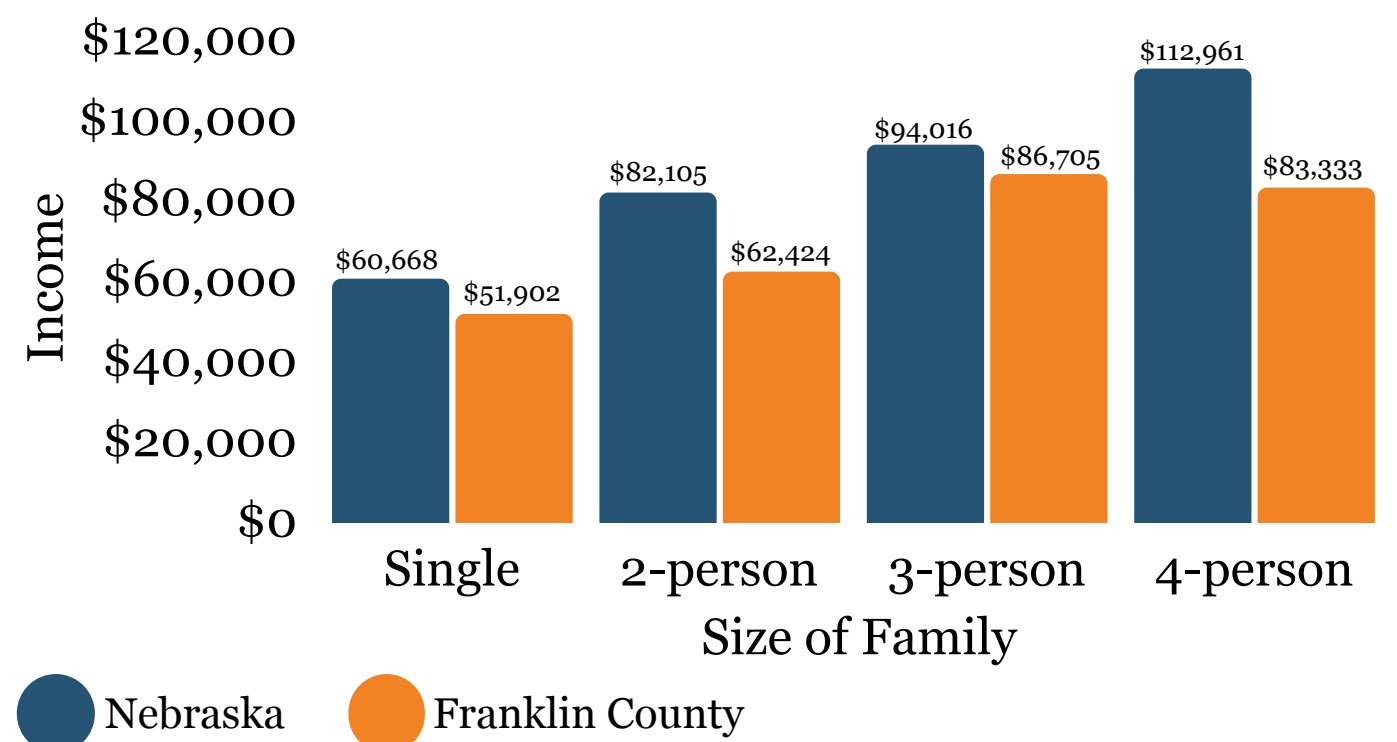
Population of Franklin County, by Race/Ethnicity

White Alone: 2,760, 96% ●
 Black or African-American: 6, 0% ●
 Asian: 17, 1% ●
 American Indian and Alaskan Native: 6, 0% ●
 Native Hawaiian and other Pacific Islander: 0, 0% ●
 Two or more races: 64, 2% ●
 Other Race: 31, 1% ●

Hispanic or Latino: 82, 3% ●
 Not Hispanic or Latino: 2,807, 97% ●



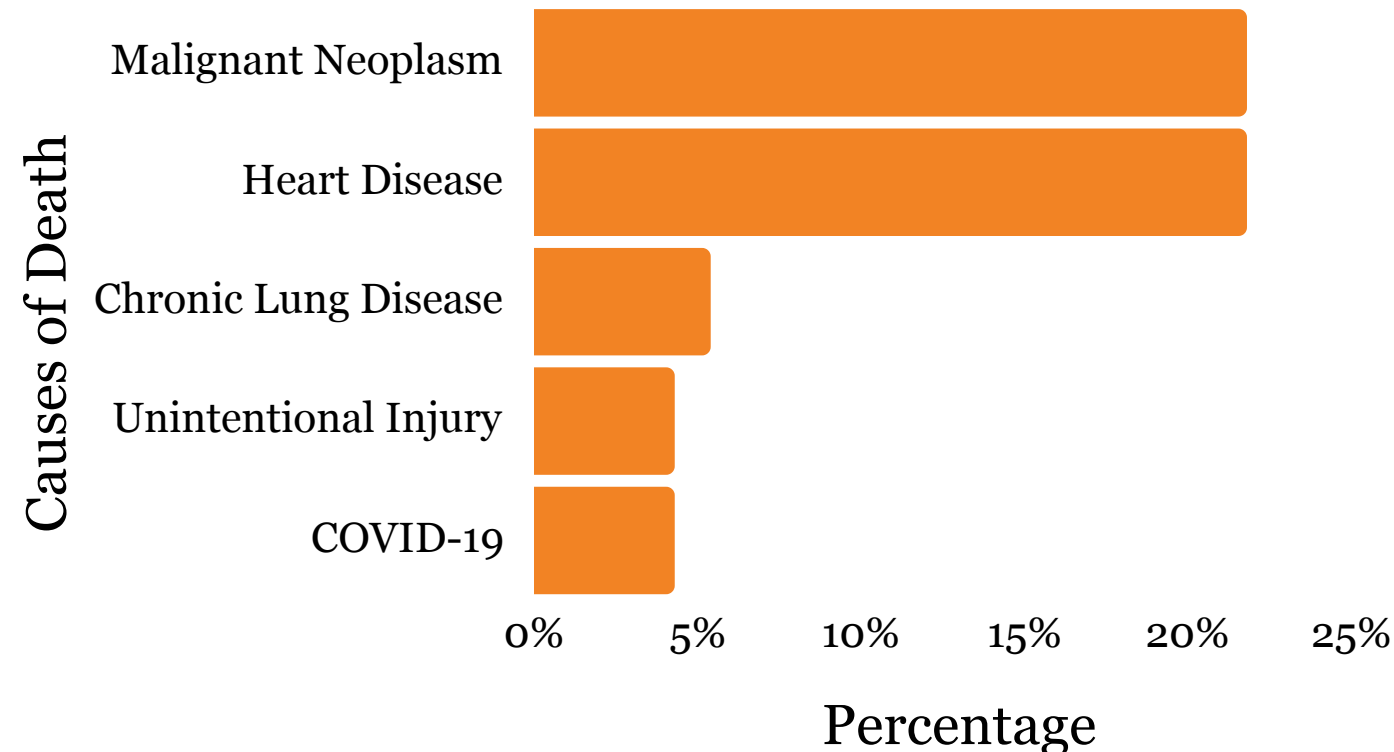
Median Income by Family Size



Annual Weighted Poverty Threshold for Nebraska

Size of Household	1	2	4	6
Annual Income	\$15,060	\$20,440	\$31,200	\$41,960

Top Five Causes of Death in Franklin County 2018-2022



County Information

Franklin County has the 4th highest median age in Nebraska, at 50.6 years. Between 1910 and 2010, Franklin county's population shrunk from 10,000 to 2,000 residents. Currently, the individual median income is the 13th lowest statewide, over 16% of the County is below the poverty level. Bordered by Kansas to the south, Franklin County is divided by the Republic River into a more fertile upper 2/3rd and a drier lower 1/3rd. The 3 largest cities are Franklin (County seat), Hildreth and Campbell.

Resources:

1. U.S. Census Bureau. (2020). [Race \[P1\]](#). DEC Redistricting Data.
2. U.S. Census Bureau. (2022). [Age and Sex \[S0101\]](#). ACS 5-Year Estimates.
3. U.S. Census Bureau. (2022). [Households and Families \[S1101\]](#). ACS 5-Year Estimates.
4. National Center for Health Statistics. (2020). [Life Expectancy at Birth for U.S. States and Census Tracts, 2010-2015](#).
5. County Health Rankings & Roadmaps. (2024). [Buffalo County Rankings](#).
6. Center for Disease Control and Prevention. (2022). [Wonder](#).
7. U.S. Census Bureau. (2022). [Hispanic or Latino, and Not Hispanic or Latino by Race](#).
8. U.S. Census Bureau (2022). [Median Income in the Past 12 Months \(In 2021 Inflation-Adjusted Dollars\) \[S1903\]](#). ACS 5-Year Estimates.