



## COVID-19 Vaccination Report – Two Rivers Health District : Dec 15 – Mar 29

The three graphs depict the current status of COVID-19 vaccination in Two Rivers Public Health District (TRPHD) as of March 16, 2021. This includes residents of Buffalo, Dawson, Franklin, Gosper, Harlan, Kearney & Phelps counties (97,132). Of these, 76002 persons are eligible for the vaccine (aged 16 years or more)

- Graphs 1 & 2 show relative number of **residents of each county** who have received one or two shots of the vaccine.
  - **Graph 1** shows the number of **eligible persons (16 + years)** per county, and orders the counties by decreasing percentage of persons who received one or two doses of the vaccine.
  - **Graph 2** shows the number of persons **aged 65+ years** in the district, and orders each county by decreasing percentage of persons who received one dose and those fully vaccinated.
- **Graph 3** shows the doses received by Two Rivers Health District residents by age category.
- **Graph 4** describes the doses administered to TRPHD residents by various providers in the district. Data current as of March 29, 2021.

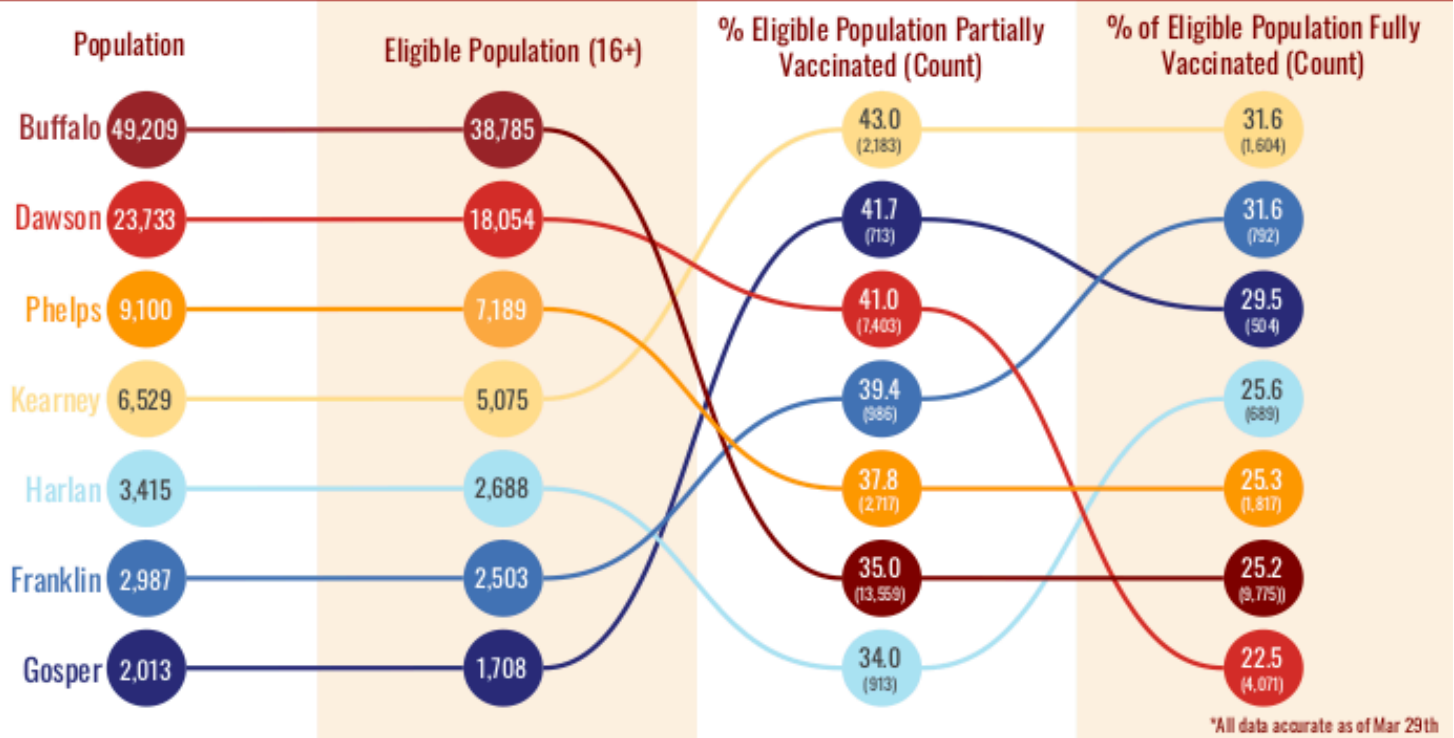
### Key Takeaways

1. *As of March 30, over one-fourth of TRPHD's eligible population has been fully vaccinated. This is significantly higher than the Statewide average, and is comfortably the highest proportion of fully vaccinated residents in the district.*
2. *Around two-thirds of residents aged 65 years or more in Buffalo, Dawson, Phelps and Kearney counties have been fully vaccinated; almost a third of all eligible persons in Kearney county have been fully vaccinated.*
3. *Monthly doses received by Phelps and Dawson county residents increased by 90% & 67% respectively from February to March.*
4. *Although residents aged less than 65 years received a majority of doses in December & January, seniors have received the major share of vaccines in February and March.*
5. *In December-January, doses were provided mainly by long term care facilities and private hospitals & clinics in Buffalo county. Comparatively, in the past month, a majority of doses have been provided by Two Rivers Health Department and private hospitals & clinics in counties besides Buffalo.*
6. *Two Rivers Health Department has scheduled mass vaccination clinics at multiple sites across the seven counties to distribute vaccines and to focus on areas of potential shortfall. The largest vaccine clinic by the department is scheduled for March 31<sup>st</sup>. Those eligible for the vaccine are advised to contact their physician or register at Two Rivers Health Department ([www.trphd.org](http://www.trphd.org)).*



- Vaccine formulations by Pfizer and Moderna (2 doses) and Johnson & Johnson (single dose) are calculated accordingly
- Each county is depicted by a colored circle, and the relative position of each corresponds to the proportion vaccinated. Actual numbers (count) are included in parenthesis.

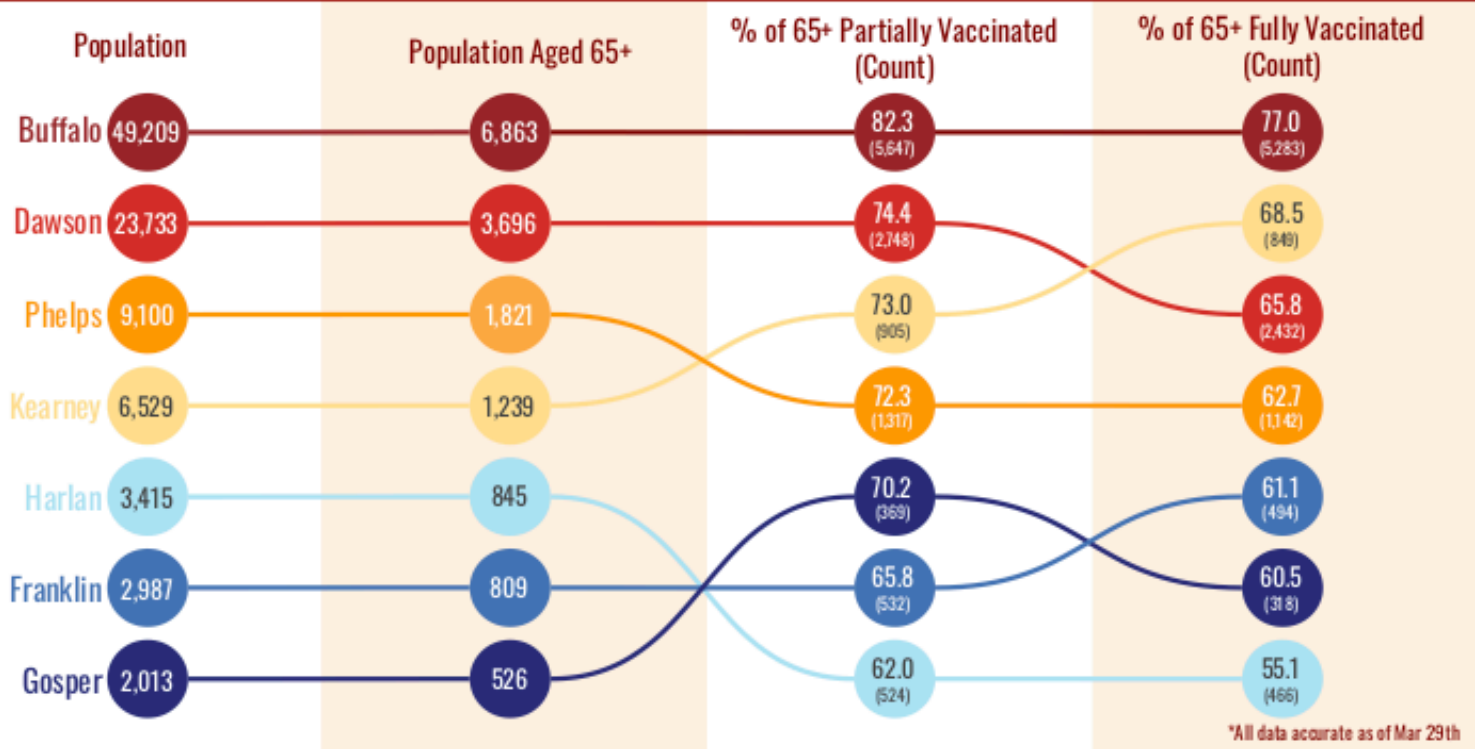
## Vaccinations of Eligible Population in TRPHD





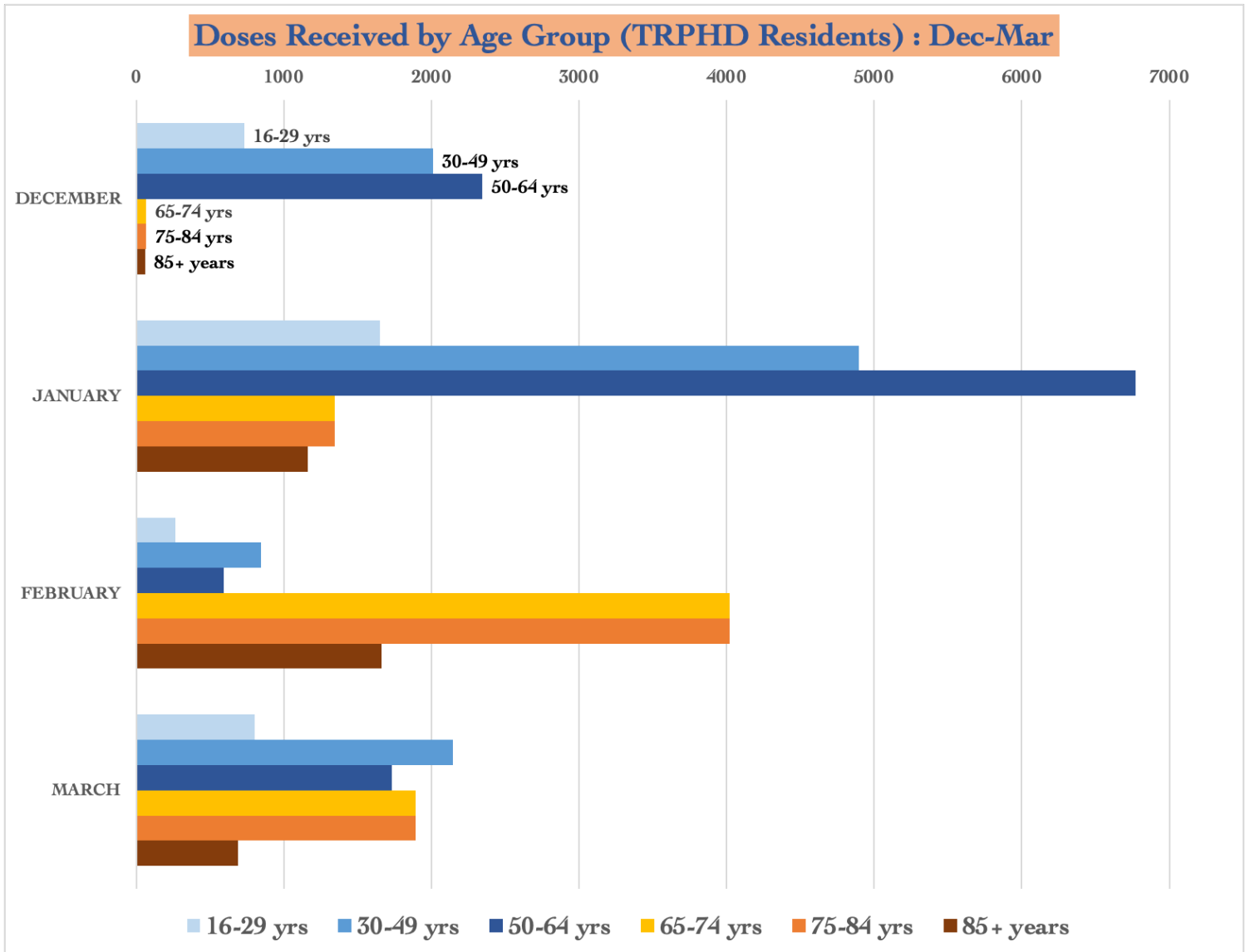
- Vaccine formulations by Pfizer and Moderna (2 doses) and Johnson & Johnson (single dose) are calculated accordingly
- Each county is depicted by a colored circle, and the relative position of each corresponds to the proportion vaccinated. Actual numbers (count) are included in parenthesis.

## Vaccinations of 65+ in TRPHD





- The bars represent the total doses received in that age group per month.
- Blue and its shades denote less than 65 year olds, and orange denotes 65 years and older.





- The graph denotes doses administered to residents of TRPHD from December – March. Absolute numbers are indicated at the margin of every bar graph.
- Pharmacies in TRPHD began offering vaccines to persons with a walk-in appointment around the middle of February

